


# UNIVERSAL RF RECEIVER 4 ZONE TYPE B

Catalog #		Type
Project		Date
Prepared by		

## SPECIFICATIONS

Input Voltage.....	12-36 VDC
Output Current.....	4x8A
Output Power.....	4 x (96-288)W
Remarks.....	Constant Voltage
Waterproof Grade.....	IP20
Radio Frequency.....	868mhz
Dimensions.....	6.69" x 2.32" x 1.14" (L170mm x W59mm x H29mm)

<b>MODEL #</b>	LB1009EA
----------------	----------



### Pair RF Receiver with RF remote:

1. Connect and wire up the RF receiver correctly, power on.
2. Turn on the remote, click the "Learning Key" button on receiver, immediately click zone number then touch color wheel on remote, the connected led light on receiver flickers twice, means well paired.

Note: one receiver can be paired with max 8 remote controls.

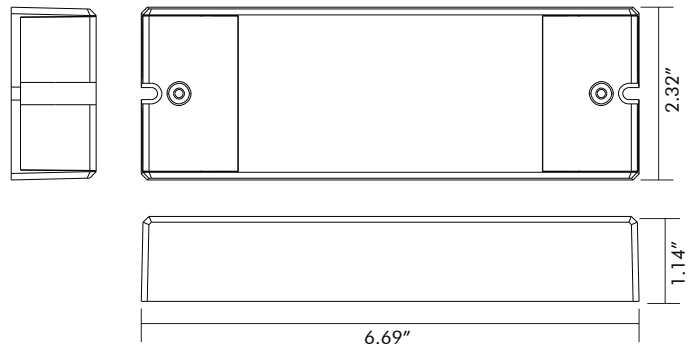
### Delete the pairing:

1. Wire up the RF receiver correctly, power on
2. Hold the " Learning Key" button on receiver over 3 seconds until the connected led light on receiver flickers twice, means well deleted.

### MASTER / SLAVE Jumper:

In a group of multiple receivers, in order to get a good sync of RGB running effect, please set only 1 receiver as MASTER, the other receivers as SLAVE.

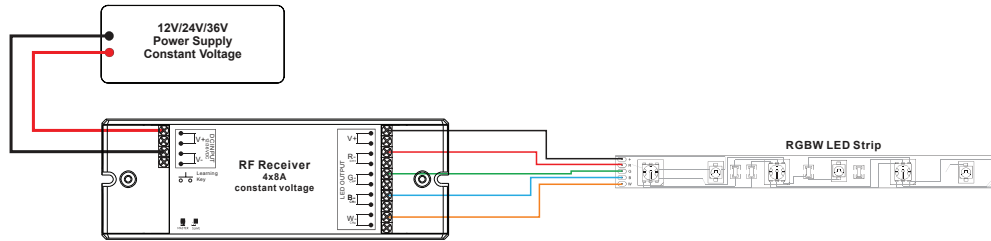
**After setting the Master, the Master receiver need to power off and on once to make the Master function take effect.**



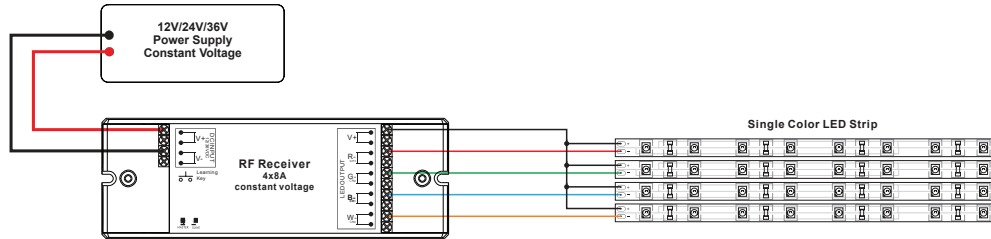
# UNIVERSAL RF RECEIVER 4 ZONE TYPE B

## WIRING DIAGRAM

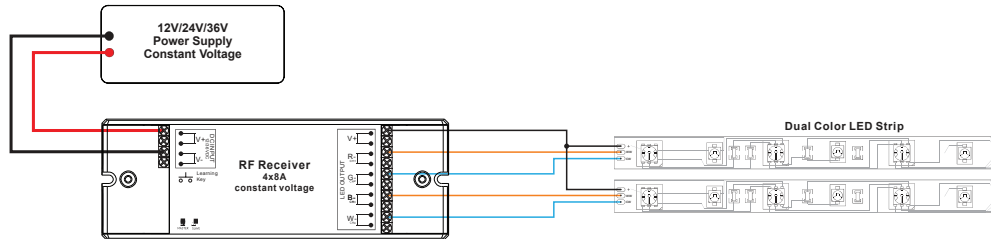
With RGB/RGBW color lighting



With single color lighting



With dual color lighting



## FUNCTION INTRODUCTION

