

# 5W SERIES


LED STRIP LIGHT 5W/FT

PROJECT:

PREPARED BY:

DATE:

TYPE:



## 5W / FT

### 2835 Chip

The 5 series strip light is a versatile and efficient lighting solution, offering 5.5W/FT output with lumen efficacy up to 119lm/W. Designed for both indoor and protected outdoor applications, it comes in IP20 and IP54 ratings with color temperatures ranging from 2700K to 6000K. Featuring a 2835 LED chip, Triac dimming compatibility, and a slim, flexible design, this strip is ideal for task lighting, cove lighting, and general illumination in residential, commercial, and architectural spaces



Sub-Primary Lighting

Ideal for sub-primary lighting levels, the 5 Series delivers powerful yet controlled illumination, making it perfect for cove lighting, ceiling integrations, and layered architectural designs

## PERFORMANCE

• Wattage	5.5W/FT	• Maximum Run	20FT
• Input Power	24V	• Certification	UL / ETL
• CRI	80	• Dimming	Triac
• LED Chip	2835	• Warranty	5 years

## DIMENSIONS

• Length per Roll	16.4FT
• Height x Width	0.02" x 0.30"

## INSTALLATION

• Environment	IP20 / IP54	• Adhesive	3M
• Cutting Interval	1.3"	• Ambient Temperature	-20°C to 40°



# 5W SERIES

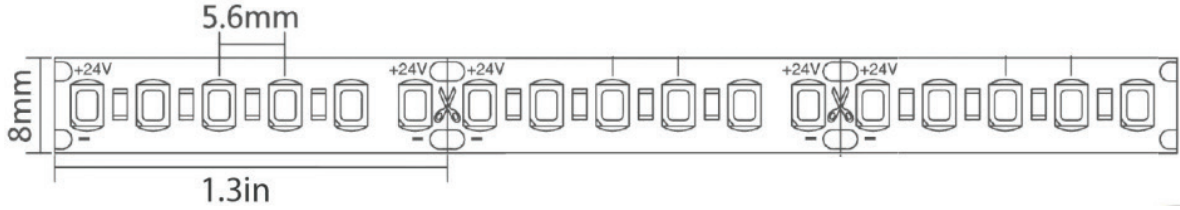
LED STRIP LIGHT 5W/FT

PROJECT:

PREPARED BY:

DATE:

TYPE:



## ORDER GUIDE

Model	Length (ft)	Wattage	CCT	Lumens/FT	Efficacy	IP Rating
LB53184	16.4FT	5.5W/FT	2700K	576LM	104LM/W	IP20
LB53191	16.4FT	5.5W/FT	3500K	617LM	112LM/W	IP20
LB53185	16.4FT	5.5W/FT	4000K	655LM	119LM/W	IP20
LB53192	16.4FT	5.5W/FT	6000K	658LM	119LM/W	IP20
LB53186	16.4FT	5.5W/FT	2700K	576LM	104LM/W	IP54
LB53187	16.4FT	5.5W/FT	4000K	655LM	119LM/W	IP54

- Run can not exceed 20 feet per home run
- Maximum driver distance of 20 feet before voltage drop (with 18 gauge wire)

# 5W SERIES

LED STRIP LIGHT 5W/FT

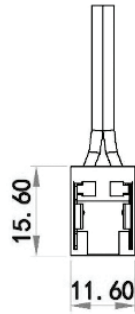
PROJECT:

PREPARED BY:

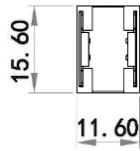
DATE:

TYPE:

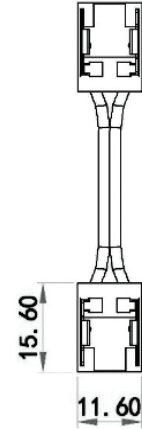
## TRANSPARENT CLAMP ACCESSORIES



LB55813  
Starter

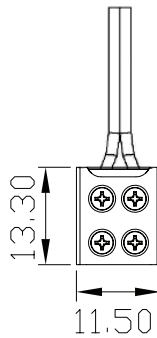


LB55814  
Coupling

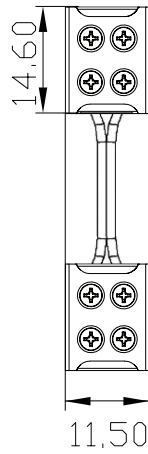


LB55815  
Coupling with Wire

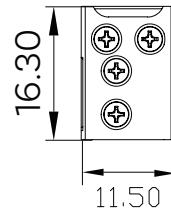
## SCREW FASTEN ACCESSORIES



LB55961  
Starter



LB55965  
Coupling with Wire



LB55967  
L/T Coupling



# 5W SERIES

LED STRIP LIGHT 5W/FT

PROJECT:

PREPARED BY:

DATE:

TYPE:

## COMPATIBLE DRIVER



Model	LB55500
Wattage	120W
Dimensions	7.74" x 4.07" x 1.57"
Temperature	IP67
Dimming	Triac/MLV/ELV



Model	LB55460
Wattage	30W
Dimensions	12" x 2.4" x 1.4"
Temperature	IP67
Dimming	Triac/MLV/ELV



Model	LB55501
Wattage	200W
Dimensions	8.17" x 4.57" x 1.57"
Temperature	IP67
Dimming	Triac/MLV/ELV



Model	LB55462
Wattage	60W
Dimensions	12" x 2.4" x 1.4"
Temperature	IP67
Dimming	Triac/MLV/ELV



Model	LB55502
Wattage	300W
Dimensions	9.13" x 4.57" x 1.57"
Temperature	IP67
Dimming	Triac/MLV/ELV



Model	LB55464
Wattage	96W
Dimensions	12" x 2.4" x 1.4"
Temperature	IP67
Dimming	Triac/MLV/ELV

# 5W SERIES

LED STRIP LIGHT 5W/FT

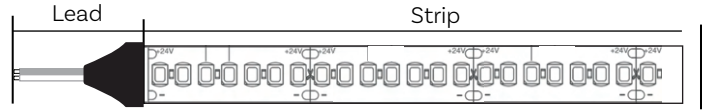
PROJECT:

PREPARED BY:

DATE:

TYPE:

## COMPATIBLE ALUMINUM CHANNEL



<p><b>ALP 001</b></p>	<p><b>IP20 Strip</b></p> <p>Strip ✓</p> <p>Lead ✓</p>	<p><b>ALP 013</b></p>	<p><b>IP20 Strip</b></p> <p>Strip ✓</p> <p>Lead ✓</p>
<p><b>ALP 002</b></p>	<p><b>IP20 Strip</b></p> <p>Strip ✓</p> <p>Lead ✓</p>	<p><b>ALP 014</b></p>	<p><b>IP20 Strip</b></p> <p>Strip ✓</p> <p>Lead ✓</p>
<p><b>ALP 003</b></p>	<p><b>IP20 Strip</b></p> <p>Strip ✓</p> <p>Lead ✓</p>	<p><b>ALP 103</b></p>	<p><b>IP20 Strip</b></p> <p>Strip ✓</p> <p>Lead ✓</p>
<p><b>ALP 004</b></p>	<p><b>IP20 Strip</b></p> <p>Strip ✓</p> <p>Lead ✓</p>	<p><b>ALP 113</b></p>	<p><b>IP20 Strip</b></p> <p>Strip ✓</p> <p>Lead ✓</p>
<p><b>ALP 006</b></p>	<p><b>IP20 Strip</b></p> <p>Strip ✓</p> <p>Lead ✓</p>	<p><b>ALP 114</b></p>	<p><b>IP20 Strip</b></p> <p>Strip ✓</p> <p>Lead ✓</p>
<p><b>ALP 007</b></p>	<p><b>IP20 Strip</b></p> <p>Strip ✓</p> <p>Lead ✓</p>	<p><b>ALP 158</b></p>	<p><b>IP20 Strip</b></p> <p>Strip ✓</p> <p>Lead ✓</p>
<p><b>ALP 008</b></p>	<p><b>IP20 Strip</b></p> <p>Strip ✓</p> <p>Lead ✓</p>	<p><b>ALP 159</b></p>	<p><b>IP20 Strip</b></p> <p>Strip ✓</p> <p>Lead ✓</p>

# 5W SERIES

LED STRIP LIGHT 5W/FT

PROJECT:

PREPARED BY:

DATE:

TYPE:



## Cautions

### SAFETY PRECAUTIONS

Use as directed


This product serves exclusively lighting purposes and may:

- > Only be operated using a suitable driver
- > Only be used in dry condition:
  - not in damp or dirt-endangered rooms.
  - not in areas of high air humidity.
- > Not be exposed to strong mechanical loads or to strong contamination.
- > Only be installed and operated after a condition inspection if the product is dirty or has been moistened through storage
- > Not be modified or converted.


If these points named above are not adhered to, a short circuit or electrical shock may occur!

**Installation**  
The complete installation must be done by an electrical expert or a specialized maintenance team, who is familiar valid directives.

**IP20**



Do not press the surface of LED



Pay attention to damp-proof and dustproof




#### Attention: Switch off power of the mains supply or respectively of the connection lead before doing any works.

Use only parts, which are supplied with the product or are described as accessories! Otherwise, the product or the installation might not be sufficiently safe!

Indication for the installer: In case you do not install a completely supply system (with transformer), you are considered a "manufacturer" by the low-voltage directive. In this case you are required to ensure the conformity of the whole system and declare it by attaching the CE-sign.

**Installation place**

Make sure that the product is mounted on a stable, even and tilt-fixed background. Note the minimum distances in the ceiling.



#### Attention: Do not cover the product, especially not with insulating materials.

**Operation- Information for the user**

Operate the product only if it is working correctly. Switch off the product with malfunction immediately and operate it again only after examination by an electrical specialist. This is the case, when:

- > Visible damages appear.
- > The product does not work.
- > Smoke, steam or crackling sounds appear.
- > An overheating is recognizable

Repairs of the product or work on mains voltage-prominent sections may only be carried out by qualified electricians.



#### Attention: Here exists mortal danger from an electric shock!

**How to avoid failure or fire risk**

- > Do not cover the product- provide free air circulation!
- > Do not hang or fasten anything on the product, especially no decoration.
- > Never let children play unsupervised with electric products!  
Children can not always estimate dangers in dealing with electric energy correctly.

**Disconnect the product from power, before you...**

- > Clean or maintain the product.
- > Do any works on the product or its components (electric expert).



#### Attention: Do not place in the environment which includes strong acid and strong base.

LED get vulcanized, LED strip should be installed in the environment where does not has oil and corrosive substances. Such as these substances which contain Sulphur, Bromine, Iodine and Chlorine. Some other chemical element which will cause aromatic hydrocarbons releasing (such as methylbenzene, xylene, methyl acetoacetate ethyl acetate, etc.)