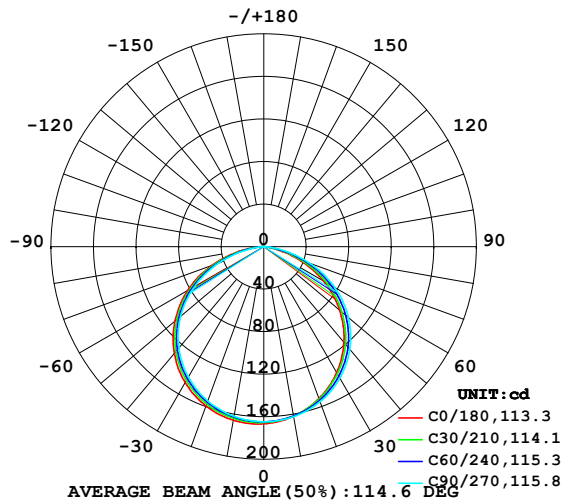


LUMINAIRE PHOTOMETRIC TEST REPORT

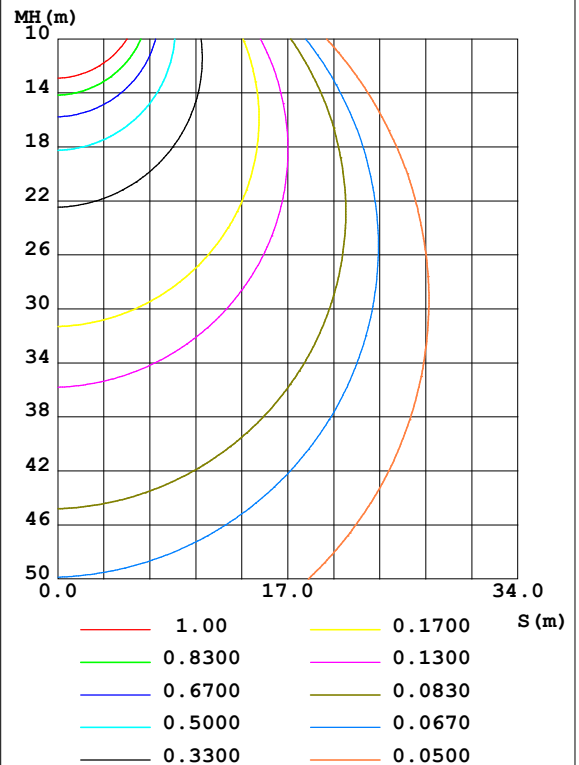
NAME: LED Strip	TYPE: Indoor lighting	WEIGHT: 25g
SPEC.: 2835 60LED	DIM.: 1000*8*1MM	SERIAL No.: 20170824001
MFR.: Light Blue USA	SUR.: 1000*8mm	Shielding Angle:

DATA OF LAMP		PHOTOMETRIC DATA Eff: 101.17 lm/W			
MODEL	LB53126	I _{max} (cd)	167.0	S/MH(C0/180)	1.32
NOMINAL POWER(W)	4.68	LOR(%)	100.0	S/MH(C90/270)	1.28
RATED VOLTAGE(V)	DC 24	TOTAL FLUX(lm)	474.24	□ UP,DN(C0-180)	0.0,50.0
NOMINAL FLUX(lm)	474.24	CIE CLASS	DIRECT	□ UP,DN(C180-360)	0.0,50.0
LAMPS INSIDE	1	□ up(%)	0.0	CIBSE SHR NOM	1.25
TEST VOLTAGE(V)	24	□ down(%)	100.0	CIBSE SHR MAX	1.35

LUMINOUS INTENSITY DISTRIBUTION DIAGRAM



C0 PLANE ISOLUX DIAGRAM (UNIT:lx)



C Range: 0 - 360DEG
C Interval: 15.0DEG
Test Speed: HIGH
Temperature: 25.3DEG
Operators: DAMIN
Test Date: 2017-08-24

□ Range: 0 - 180DEG
□ Interval: 1.0DEG
Test System: EVERFINE GO-2000B_V1 SYSTEM V2.0.362
Humidity: 65.0%
Test Distance: 4.950m [K=1.0000]
Remarks:

ZONAL FLUX DIAGRAM

ZONAL FLUX DIAGRAM:

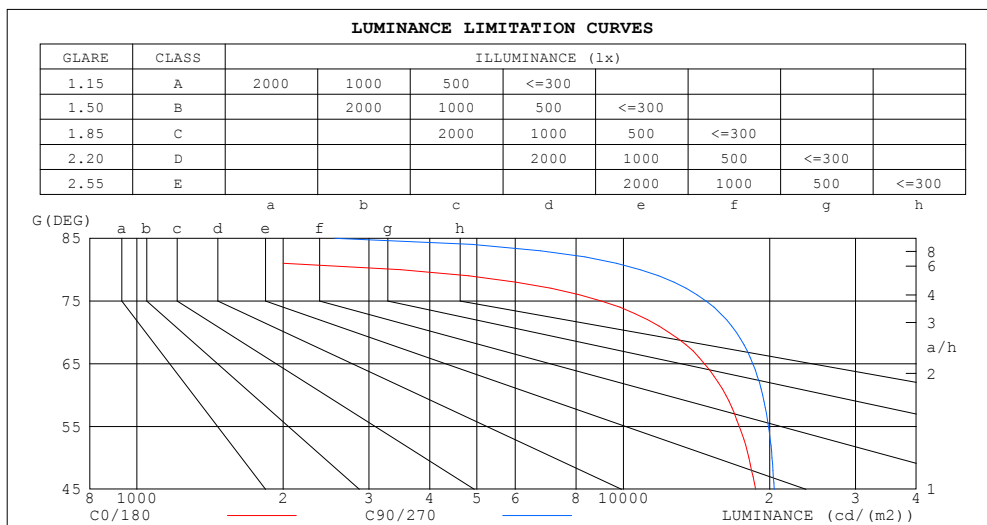
°	C0	C45	C90	C135	C180	C225	C270	C315	°	□ zone	□ total	%lum, lamp
10	162.0	161.7	162.4	164.5	165.8	163.3	162.0	162.3	0- 10	15.67	15.67	3.3,3.3
20	152.0	153.2	155.1	157.8	159.4	156.4	154.3	153.4	10- 20	45.07	60.75	12.8,12.8
30	137.1	139.8	143.0	146.0	147.7	144.4	141.8	139.3	20- 30	68.86	129.6	27.3,27.3
40	117.3	121.6	125.9	129.0	130.9	127.3	124.4	120.5	30- 40	83.88	213.5	45,45
50	93.15	98.64	104.0	107.3	109.2	105.3	102.2	97.25	40- 50	87.84	301.3	63.5,63.5
60	65.03	71.23	77.35	80.73	82.68	78.54	75.33	69.64	50- 60	79.57	380.9	80.3,80.3
70	33.97	40.35	46.72	49.90	52.36	48.04	44.60	38.65	60- 70	59.31	440.2	92.8,92.8
80	4.839	9.865	15.05	17.91	20.46	16.40	13.24	8.463	70- 80	30.08	470.3	99.2,99.2
90	0	0	0	0	0	0	0	0	80- 90	3.957	474.2	100,100
100	0	0	0	0	0	0	0	0	90-100	0	474.2	100,100
110	0	0	0	0	0	0	0	0	100-110	0	474.2	100,100
120	0	0	0	0	0	0	0	0	110-120	0	474.2	100,100
130	0	0	0	0	0	0	0	0	120-130	0	474.2	100,100
140	0	0	0	0	0	0	0	0	130-140	0	474.2	100,100
150	0	0	0	0	0	0	0	0	140-150	0	474.2	100,100
160	0	0	0	0	0	0	0	0	150-160	0	474.2	100,100
170	0	0	0	0	0	0	0	0	160-170	0	474.2	100,100
180	0	0	0	0	0	0	0	0	170-180	0	474.2	100,100
DEG	LUMINOUS INTENSITY:cd									UNIT:lm		

C Range: 0 - 360DEG
C Interval: 15.0DEG
Test Speed: HIGH
Temperature:25.3DEG
Operators:DAMIN
Test Date:2017-08-24

□ Range: 0 - 180DEG
□ Interval: 1.0DEG
Test System:EVERFINE GO-2000B_V1 SYSTEM V2.0.362
Humidity:65.0%
Test Distance:4.950m [K=1.0000]
Remarks:

LUMINANCE LIMITATION CURVES

NAME: LED Strip	TYPE: Indoor lighting	WEIGHT: 25g
SPEC.: 2835 60LED	DIM.: 1000*8*1MM	SERIAL No.: 20170824001
MFR.: Light Blue USA	SUR.: 1000*8mm	Shielding Angle:



LUMINANCE cd/(m2)		
G (DEG)	C0/180	C90/270
85	0	2551
80	3484	10835
75	9014	14800
70	12414	17076
65	14688	18469
60	16259	19337
55	17317	19887
50	18114	20221
45	18702	20421

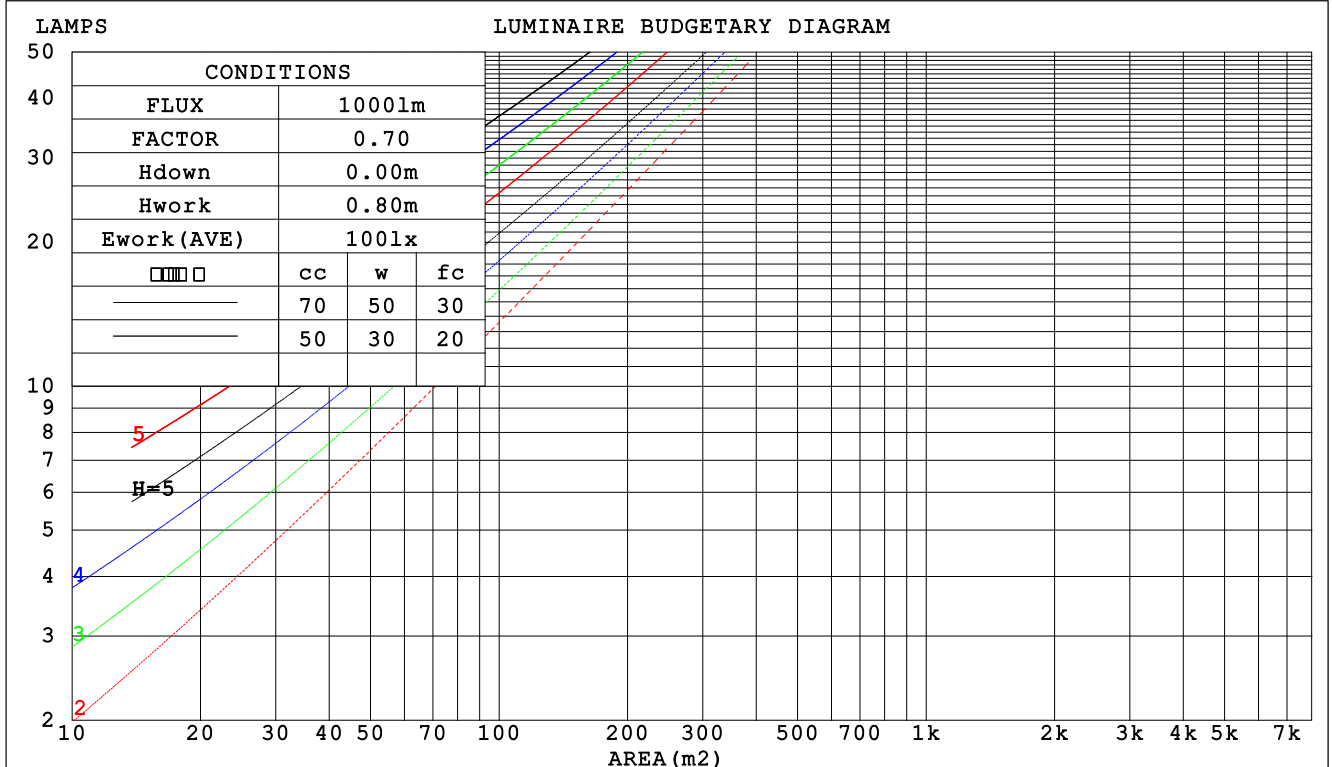
C Range: 0 - 360DEG
C Interval: 15.0DEG
Test Speed: HIGH
Temperature: 25.3DEG
Operators: DAMIN
Test Date: 2017-08-24

☐ Range: 0 - 180DEG
☐ Interval: 1.0DEG
Test System: EVERFINE GO-2000B_V1 SYSTEM V2.0.362
Humidity: 65.0%
Test Distance: 4.950m [K=1.0000]
Remarks:

CU AND LUMINAIRE BUDGETARY ESTIMATE DIAGRAM

NAME: LED Strip	TYPE: Indoor lighting	WEIGHT: 25g
SPEC.: 2835 60LED	DIM.: 1000*8*1MM	SERIAL No.: 20170824001
MFR.: Light Blue USA	SUR.: 1000*8mm	Shielding Angle:

□cc	80%			70%			50%			30%			10%			0
□w	50%	30%	10%	50%	30%	10%	50%	30%	10%	50%	30%	10%	50%	30%	10%	0
□fc	20%			20%			20%			20%			20%			0
RCR	RCR:Room Cavity Ratio						Coefficients of Utilization(CU)									
0.0	1.19	1.19	1.19	1.16	1.16	1.16	1.11	1.11	1.11	1.06	1.06	1.06	1.02	1.02	1.02	1.00
1.0	1.05	1.00	.97	1.02	.99	.95	.98	.95	.92	.94	.92	.89	.91	.89	.87	.85
2.0	.91	.84	.79	.89	.83	.78	.86	.81	.76	.82	.78	.74	.79	.76	.73	.71
3.0	.80	.72	.65	.78	.71	.65	.75	.69	.64	.73	.67	.63	.70	.66	.62	.59
4.0	.71	.62	.55	.69	.61	.55	.67	.60	.54	.65	.58	.53	.62	.57	.53	.51
5.0	.63	.54	.48	.62	.54	.47	.60	.53	.47	.58	.51	.46	.56	.50	.46	.44
6.0	.57	.48	.41	.56	.47	.41	.54	.47	.41	.52	.46	.41	.51	.45	.40	.38
7.0	.51	.43	.37	.51	.42	.36	.49	.42	.36	.48	.41	.36	.46	.40	.36	.34
8.0	.47	.38	.33	.46	.38	.32	.45	.38	.32	.44	.37	.32	.42	.36	.32	.30
9.0	.43	.35	.29	.42	.35	.29	.41	.34	.29	.40	.34	.29	.39	.33	.29	.27
10.0	.40	.32	.26	.39	.32	.26	.38	.31	.26	.37	.31	.26	.36	.30	.26	.24



C Range: 0 - 360DEG
 C Interval: 15.0DEG
 Test Speed: HIGH
 Temperature: 25.3DEG
 Operators: DAMIN
 Test Date: 2017-08-24

□ Range: 0 - 180DEG
 □ Interval: 1.0DEG
 Test System: EVERFINE GO-2000B_V1 SYSTEM V2.0.362
 Humidity: 65.0%
 Test Distance: 4.950m [K=1.0000]
 Remarks:

WEC AND CCEC

NAME: LED Strip	TYPE: Indoor lighting	WEIGHT: 25g
SPEC.: 2835 60LED	DIM.: 1000*8*1MM	SERIAL No.: 20170824001
MFR.: Light Blue USA	SUR.: 1000*8mm	Shielding Angle:

<input type="checkbox"/> cc	80%			70%			50%			30%			10%			0	
<input type="checkbox"/> w	50%	30%	10%	50%	30%	10%	50%	30%	10%	50%	30%	10%	50%	30%	10%	0	
<input type="checkbox"/> fc	20%			20%			20%			20%			20%			0	
RCR	RCR:Room Cavity Ratio						Wall Exitance Coefficients (WEC)										
0.0																	
1.0	.297	.169	.053	.290	.165	.053	.277	.159	.051	.264	.153	.049	.253	.147	.047		
2.0	.285	.156	.048	.278	.153	.047	.267	.148	.046	.256	.144	.045	.246	.139	.044		
3.0	.266	.141	.042	.260	.139	.042	.250	.135	.041	.240	.132	.040	.232	.128	.040		
4.0	.246	.128	.038	.242	.126	.037	.233	.123	.037	.224	.120	.036	.216	.117	.036		
5.0	.229	.116	.034	.224	.115	.034	.216	.113	.033	.209	.110	.033	.202	.108	.032		
6.0	.212	.106	.030	.209	.105	.030	.201	.103	.030	.195	.101	.030	.188	.099	.029		
7.0	.198	.098	.028	.195	.097	.028	.188	.095	.027	.182	.093	.027	.176	.092	.027		
8.0	.185	.090	.025	.182	.090	.025	.176	.088	.025	.171	.087	.025	.166	.085	.025		
9.0	.174	.084	.023	.171	.083	.023	.166	.082	.023	.161	.081	.023	.156	.079	.023		
10.0	.163	.078	.022	.161	.078	.022	.156	.077	.022	.152	.075	.021	.148	.074	.021		

□cc	80%			70%			50%			30%			10%			0
□w	50%	30%	10%	50%	30%	10%	50%	30%	10%	50%	30%	10%	50%	30%	10%	0
□fc	20%			20%			20%			20%			20%			0
RCR	RCR:Room Cavity Ratio						Ceiling Cavity Exitance Coefficients(CCEC)									
0.0	.190	.190	.190	.163	.163	.163	.111	.111	.111	.064	.064	.064	.020	.020	.020	
1.0	.179	.156	.135	.154	.134	.117	.105	.092	.081	.060	.053	.047	.019	.017	.015	
2.0	.171	.132	.099	.147	.114	.085	.101	.079	.060	.058	.046	.035	.019	.015	.011	
3.0	.164	.114	.075	.140	.099	.065	.096	.068	.046	.056	.040	.027	.018	.013	.009	
4.0	.156	.101	.059	.134	.087	.051	.092	.061	.036	.053	.036	.021	.017	.012	.007	
5.0	.149	.091	.047	.128	.078	.041	.088	.055	.029	.051	.032	.017	.016	.010	.006	
6.0	.142	.082	.039	.122	.071	.034	.084	.050	.024	.049	.029	.014	.016	.010	.005	
7.0	.135	.075	.033	.116	.065	.029	.080	.046	.021	.047	.027	.012	.015	.009	.004	
8.0	.129	.069	.029	.111	.060	.025	.077	.042	.018	.045	.025	.011	.014	.008	.004	
9.0	.123	.065	.025	.106	.056	.022	.073	.039	.016	.043	.023	.009	.014	.008	.003	
10.0	.117	.060	.022	.101	.052	.020	.070	.037	.014	.041	.022	.008	.013	.007	.003	

C Range: 0 - 360DEG
C Interval: 15.0DEG
Test Speed: HIGH
Temperature:25.3DEG
Operators:DAMIN
Test Date:2017-08-24

☐ Range: 0 - 180DEG
☐ Interval: 1.0DEG
Test System:EVERFINE GO-2000B_V1 SYSTEM V2.0.362
Humidity:65.0%
Test Distance:4.950m [K=1.0000]
Remarks:

UGR(Unified Glare Rating) Table

NAME: LED Strip					TYPE: Indoor lighting					WEIGHT: 25g				
SPEC.: 2835 60LED					DIM.: 1000*8*1MM					SERIAL No.: 20170824001				
MFR.: Light Blue USA					SUR.: 1000*8mm					Shielding Angle:				
ceiling/cavity	0.7	0.7	0.5	0.5	0.3	0.7	0.7	0.5	0.5	0.3				
walls	0.5	0.3	0.5	0.3	0.3	0.5	0.3	0.5	0.3	0.3				
working plane	0.2	0.2	0.2	0.2	0.2	0.2	0.2	0.2	0.2	0.2				
Room dimensions					Viewed crosswise					Viewed endwise				
x = 2H y = 2H					25.2	26.7	25.5	26.9	27.1	25.9	27.4	26.1	27.6	27.8
3H					26.4	27.8	26.7	28.0	28.2	27.4	28.7	27.7	29.0	29.2
4H					26.7	28.0	27.0	28.2	28.5	27.9	29.2	28.2	29.4	29.7
6H					26.7	27.9	27.0	28.2	28.5	28.1	29.4	28.5	29.7	29.9
8H					26.6	27.8	27.0	28.1	28.4	28.2	29.4	28.5	29.7	29.9
12H					26.6	27.7	26.9	28.0	28.3	28.1	29.3	28.5	29.6	29.9
4H 2H					25.9	27.2	26.2	27.4	27.7	26.4	27.7	26.7	27.9	28.2
3H					27.2	28.3	27.5	28.6	28.9	28.0	29.2	28.4	29.5	29.8
4H					27.5	28.6	27.9	28.9	29.2	28.6	29.7	29.0	30.0	30.3
6H					27.6	28.5	28.0	28.9	29.3	29.0	29.9	29.4	30.3	30.6
8H					27.6	28.4	28.0	28.8	29.2	29.0	29.9	29.4	30.3	30.6
12H					27.5	28.3	28.0	28.7	29.1	29.0	29.8	29.4	30.2	30.6
8H 4H					27.7	28.6	28.1	29.0	29.3	28.7	29.6	29.1	30.0	30.3
6H					27.9	28.6	28.3	29.0	29.4	29.1	29.9	29.6	30.3	30.7
8H					27.8	28.5	28.3	28.9	29.3	29.2	29.9	29.7	30.3	30.7
12H					27.8	28.3	28.3	28.8	29.3	29.2	29.8	29.7	30.2	30.7
12H 4H					27.7	28.5	28.1	28.9	29.3	28.7	29.5	29.1	29.9	30.3
6H					27.9	28.5	28.3	28.9	29.4	29.1	29.8	29.6	30.2	30.6
8H					27.8	28.4	28.3	28.8	29.3	29.2	29.8	29.7	30.2	30.7
Variations with the observer position at spacings(CIE Pub.117):														
S = 1.0H					+ 0.2 / - 0.3					+ 0.2 / - 0.2				
1.5H					+ 0.2 / - 0.5					+ 0.2 / - 0.3				
2.0H					+ 0.3 / - 0.5					+ 0.3 / - 0.4				

CIE Pub.117, 474.2 lm Total Lamp Luminous Flux Correct (8log(F/F0) = -2.6)
Area: 0.008 m2

C Range: 0 - 360DEG
C Interval: 15.0DEG
Test Speed: HIGH
Temperature:25.3DEG
Operators:DAMIN
Test Date:2017-08-24

☐ Range: 0 - 180DEG
☐ Interval: 1.0DEG
Test System:EVERFINE GO-2000B_V1 SYSTEM V2.0.362
Humidity:65.0%
Test Distance:4.950m [K=1.0000]
Remarks:

UTILIZATION FACTORS TABLE

NAME: LED Strip	TYPE: Indoor lighting	WEIGHT: 25g
SPEC.: 2835 60LED	DIM.: 1000*8*1MM	SERIAL No.: 20170824001
MFR.: Light Blue USA	SUR.: 1000*8mm	Shielding Angle:

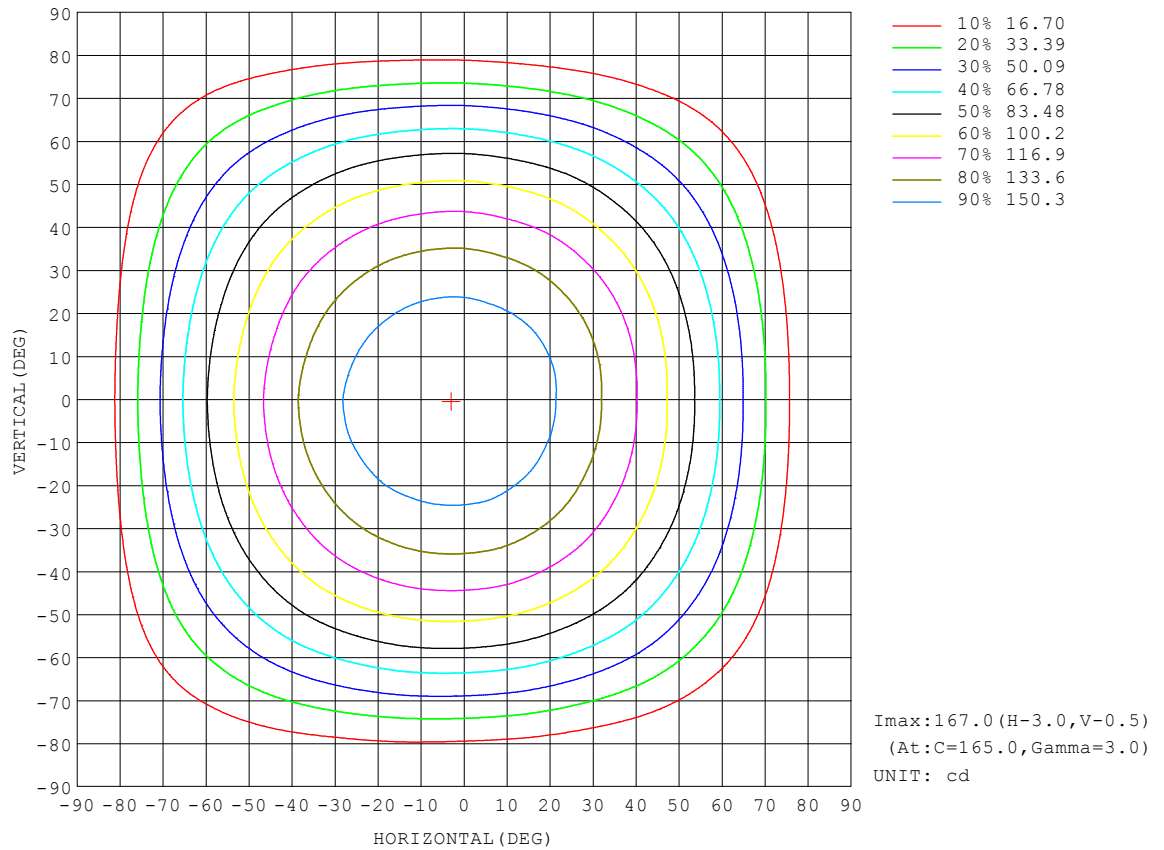
REFLECTANCE										
Ceiling	0.8	0.8	0.8	0.7	0.7	0.7	0.5	0.5	0.5	0
Walls	0.7	0.5	0.3	0.7	0.5	0.3	0.7	0.5	0.3	0
Working plane	0.2	0.2	0.2	0.2	0.2	0.2	0.2	0.2	0.2	0
ROOM INDEX	UTILIZATION FACTORS (PERCENT) k(RI) x RCR = 5									
k = 0.60	58	46	39	57	46	39	56	45	39	32
0.80	68	56	49	67	56	49	65	55	48	41
1.00	76	65	58	75	65	58	73	66	57	50
1.25	84	73	66	82	73	66	79	71	65	58
1.50	89	79	72	87	78	72	84	76	70	63
2.00	96	87	81	94	86	80	90	84	79	71
2.50	99	92	86	97	90	85	94	88	83	75
3.00	103	96	91	101	95	90	97	92	88	79
4.00	107	101	97	104	100	95	100	96	93	84
5.00	109	105	101	107	103	99	102	99	96	87
ROOM INDEX	UF(total)									Direct
According to DIN EN 13032-2 2004										
Suspended										
SHRNOM = 1.25										

C Range: 0 - 360DEG
C Interval: 15.0DEG
Test Speed: HIGH
Temperature: 25.3DEG
Operators: DAMIN
Test Date: 2017-08-24

☐ Range: 0 - 180DEG
☐ Interval: 1.0DEG
Test System: EVERFINE GO-2000B_V1 SYSTEM V2.0.362
Humidity: 65.0%
Test Distance: 4.950m [K=1.0000]
Remarks:

ISOCANDELA DIAGRAM

NAME: LED Strip	TYPE: Indoor lighting	WEIGHT: 25g
SPEC.: 2835 60LED	DIM.: 1000*8*1MM	SERIAL No.: 20170824001
MFR.: Light Blue USA	SUR.: 1000*8mm	Shielding Angle:

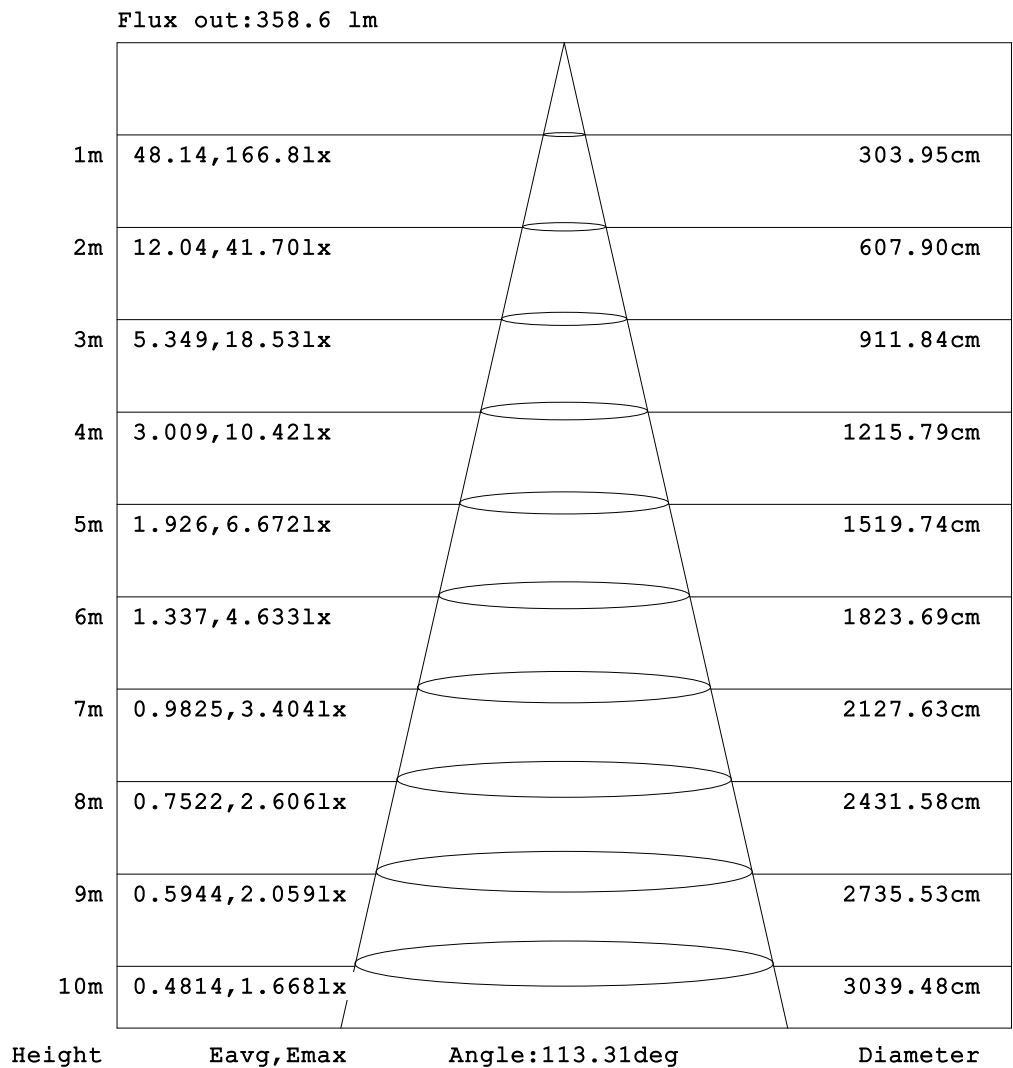


C Range: 0 - 360DEG
C Interval: 15.0DEG
Test Speed: HIGH
Temperature: 25.3DEG
Operators: DAMIN
Test Date: 2017-08-24

☐ Range: 0 - 180DEG
☐ Interval: 1.0DEG
Test System: EVERFINE GO-2000B_V1 SYSTEM V2.0.362
Humidity: 65.0%
Test Distance: 4.950m [K=1.0000]
Remarks:

AAI Figure

NAME: LED Strip	TYPE: Indoor lighting	WEIGHT: 25g
SPEC.: 2835 60LED	DIM.: 1000*8*1MM	SERIAL No.: 20170824001
MFR.: Light Blue USA	SUR.: 1000*8mm	Shielding Angle:



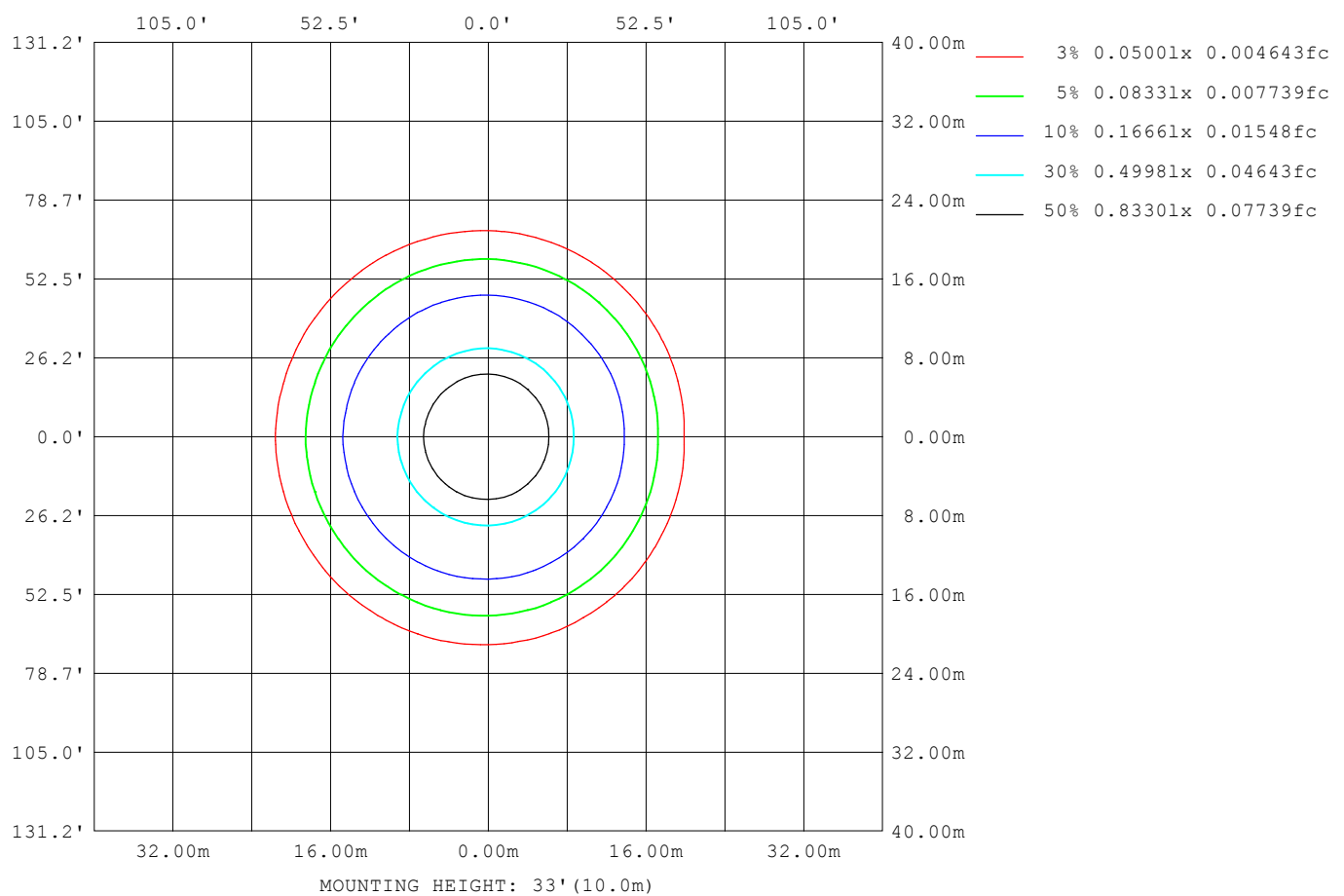
Note:The Curves indicate the illuminated area and the average illumination when the luminaire is at different distance.

C Range: 0 - 360DEG
 C Interval: 15.0DEG
 Test Speed: HIGH
 Temperature:25.3DEG
 Operators:DAMIN
 Test Date:2017-08-24

☐ Range: 0 - 180DEG
☐ Interval: 1.0DEG
 Test System:EVERFINE GO-2000B_V1 SYSTEM V2.0.362
 Humidity:65.0%
 Test Distance:4.950m [K=1.0000]
 Remarks:

ISOLUX DIAGRAM

NAME: LED Strip	TYPE: Indoor lighting	WEIGHT: 25g
SPEC.: 2835 60LED	DIM.: 1000*8*1MM	SERIAL No.: 20170824001
MFR.: Light Blue USA	SUR.: 1000*8mm	Shielding Angle:



C Range: 0 - 360DEG
 C Interval: 15.0DEG
 Test Speed: HIGH
 Temperature: 25.3DEG
 Operators: DAMIN
 Test Date: 2017-08-24

☐ Range: 0 - 180DEG
☐ Interval: 1.0DEG
 Test System: EVERFINE GO-2000B_V1 SYSTEM V2.0.362
 Humidity: 65.0%
 Test Distance: 4.950m [K=1.0000]
 Remarks:

LED Avg.L Report

NAME: LED Strip	TYPE: Indoor lighting	WEIGHT: 25g
SPEC.: 2835 60LED	DIM.: 1000*8*1MM	SERIAL No.: 20170824001
MFR.: Light Blue USA	SUR.: 1000*8mm	Shielding Angle:

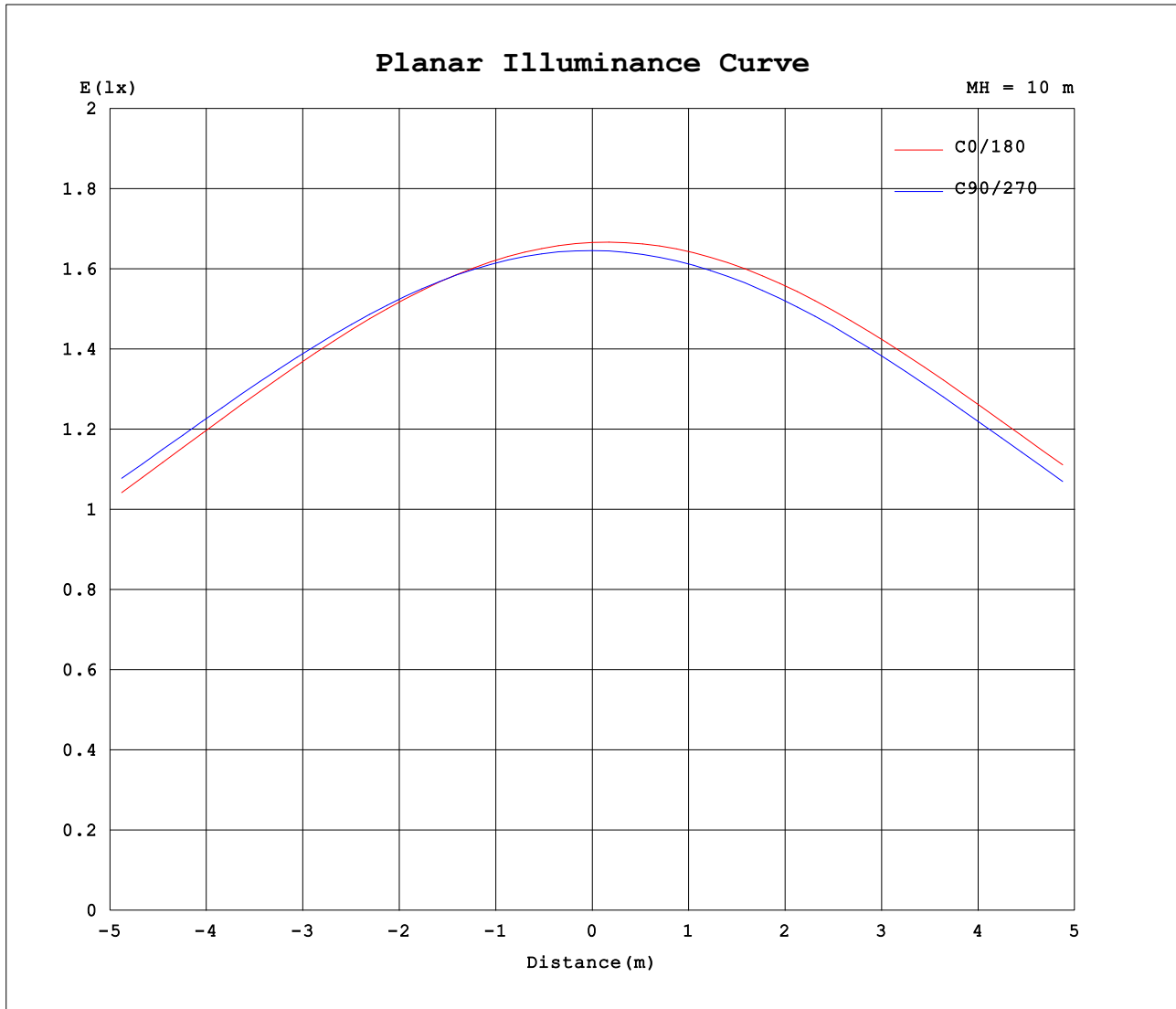
AvgL	cd/m2
L_0~180 (65) av	17410
L_0~180 (75) av	13266
L_0~180 (85) av	4394
L_90~270 (65) av	18156
L_90~270 (75) av	14307
L_90~270 (85) av	1575
L_45 (65) av	17758
L_45 (75) av	13678
L_45 (85) av	2481

Standard: GB/T 29293-2012

C Range: 0 - 360DEG
C Interval: 15.0DEG
Test Speed: HIGH
Temperature:25.3DEG
Operators:DAMIN
Test Date:2017-08-24

☐ Range: 0 - 180DEG
☐ Interval: 1.0DEG
Test System:EVERFINE GO-2000B_V1 SYSTEM V2.0.362
Humidity:65.0%
Test Distance:4.950m [K=1.0000]
Remarks:

Planar Illuminance Curve



C Range: 0 - 360DEG
 C Interval: 15.0DEG
 Test Speed: HIGH
 Temperature: 25.3DEG
 Operators: DAMIN
 Test Date: 2017-08-24

☐ Range: 0 - 180DEG
☐ Interval: 1.0DEG
 Test System: EVERFINE GO-2000B_V1 SYSTEM V2.0.362
 Humidity: 65.0%
 Test Distance: 4.950m [K=1.0000]
 Remarks:

LUMINOUS DISTRIBUTION INTENSITY DATA

NAME: LED Strip	TYPE: Indoor lighting	WEIGHT: 25g
SPEC.: 2835 60LED	DIM.: 1000*8*1MM	SERIAL No.: 20170824001
MFR.: Light Blue USA	SUR.: 1000*8mm	Shielding Angle:

Table--1

UNIT: cd

C (DEG) □ (DEG)	0	15	30	45	60	75	90	105	120	135	150	165	180	195	210	225	240	255	270
0	167	166	165	165	165	165	165	165	165	166	166	167	167	166	165	165	165	165	165
5	165	165	164	164	164	164	164	164	165	166	166	167	167	166	165	165	164	164	164
10	162	162	162	162	162	162	162	163	163	164	165	166	166	165	164	163	163	162	162
15	158	158	158	158	158	159	159	160	161	162	162	163	163	162	161	160	160	159	159
20	152	152	152	153	154	155	155	156	157	158	158	159	159	158	157	156	156	155	154
25	145	145	146	147	148	149	150	150	151	153	153	154	154	153	152	151	150	149	149
30	137	138	138	140	141	142	143	144	145	146	147	148	148	146	145	144	144	143	142
35	128	129	130	131	133	134	135	136	137	138	139	140	140	139	138	136	136	135	134
40	117	118	120	122	123	125	126	127	128	129	130	130	131	129	129	127	126	125	124
45	106	107	108	111	113	115	116	117	118	119	119	120	121	119	118	117	116	115	114
50	93.1	94.6	96.1	98.6	101	103	104	105	106	107	108	109	109	108	107	105	104	103	102
55	79.5	80.9	82.8	85.4	87.6	89.9	91.3	92.7	93.6	94.6	94.8	95.7	96.5	94.9	94.0	92.5	91.5	90.2	89.3
60	65.0	66.6	68.5	71.2	73.5	76.0	77.3	78.9	79.7	80.7	81.0	82.0	82.7	81.1	80.1	78.5	77.7	76.3	75.3
65	49.7	51.4	53.3	56.1	58.4	61.1	62.4	64.0	64.7	65.8	66.1	67.0	68.1	66.5	65.4	63.8	62.8	61.3	60.3
70	34.0	35.7	37.6	40.4	42.6	45.2	46.7	48.3	49.1	49.9	50.3	51.2	52.4	50.8	49.7	48.0	47.0	45.5	44.6
75	18.7	20.3	22.0	24.6	26.7	29.2	30.6	32.2	32.9	33.8	34.2	35.2	36.3	34.8	33.8	32.0	31.0	29.5	28.6
80	4.84	6.30	7.67	9.86	11.4	13.9	15.1	16.7	17.0	17.9	18.3	19.3	20.5	19.1	18.0	16.4	15.4	14.1	13.2
85	0.00	0.00	0.00	0.00	0.02	1.03	1.78	3.14	3.24	3.98	4.26	5.07	6.13	4.94	4.25	2.94	2.27	1.38	0.42
90	0.00	0.00	0.00	0.00	0.00	0.00	0.00	0.00	0.00	0.00	0.00	0.00	0.00	0.00	0.00	0.00	0.00	0.00	0.00
95	0.00	0.00	0.00	0.00	0.00	0.00	0.00	0.00	0.00	0.00	0.00	0.00	0.00	0.00	0.00	0.00	0.00	0.00	0.00
100	0.00	0.00	0.00	0.00	0.00	0.00	0.00	0.00	0.00	0.00	0.00	0.00	0.00	0.00	0.00	0.00	0.00	0.00	0.00
105	0.00	0.00	0.00	0.00	0.00	0.00	0.00	0.00	0.00	0.00	0.00	0.00	0.00	0.00	0.00	0.00	0.00	0.00	0.00
110	0.00	0.00	0.00	0.00	0.00	0.00	0.00	0.00	0.00	0.00	0.00	0.00	0.00	0.00	0.00	0.00	0.00	0.00	0.00
115	0.00	0.00	0.00	0.00	0.00	0.00	0.00	0.00	0.00	0.00	0.00	0.00	0.00	0.00	0.00	0.00	0.00	0.00	0.00
120	0.00	0.00	0.00	0.00	0.00	0.00	0.00	0.00	0.00	0.00	0.00	0.00	0.00	0.00	0.00	0.00	0.00	0.00	0.00
125	0.00	0.00	0.00	0.00	0.00	0.00	0.00	0.00	0.00	0.00	0.00	0.00	0.00	0.00	0.00	0.00	0.00	0.00	0.00
130	0.00	0.00	0.00	0.00	0.00	0.00	0.00	0.00	0.00	0.00	0.00	0.00	0.00	0.00	0.00	0.00	0.00	0.00	0.00
135	0.00	0.00	0.00	0.00	0.00	0.00	0.00	0.00	0.00	0.00	0.00	0.00	0.00	0.00	0.00	0.00	0.00	0.00	0.00
140	0.00	0.00	0.00	0.00	0.00	0.00	0.00	0.00	0.00	0.00	0.00	0.00	0.00	0.00	0.00	0.00	0.00	0.00	0.00
145	0.00	0.00	0.00	0.00	0.00	0.00	0.00	0.00	0.00	0.00	0.00	0.00	0.00	0.00	0.00	0.00	0.00	0.00	0.00
150	0.00	0.00	0.00	0.00	0.00	0.00	0.00	0.00	0.00	0.00	0.00	0.00	0.00	0.00	0.00	0.00	0.00	0.00	0.00
155	0.00	0.00	0.00	0.00	0.00	0.00	0.00	0.00	0.00	0.00	0.00	0.00	0.00	0.00	0.00	0.00	0.00	0.00	0.00
160	0.00	0.00	0.00	0.00	0.00	0.00	0.00	0.00	0.00	0.00	0.00	0.00	0.00	0.00	0.00	0.00	0.00	0.00	0.00
165	0.00	0.00	0.00	0.00	0.00	0.00	0.00	0.00	0.00	0.00	0.00	0.00	0.00	0.00	0.00	0.00	0.00	0.00	0.00
170	0.00	0.00	0.00	0.00	0.00	0.00	0.00	0.00	0.00	0.00	0.00	0.00	0.00	0.00	0.00	0.00	0.00	0.00	0.00
175	0.00	0.00	0.00	0.00	0.00	0.00	0.00	0.00	0.00	0.00	0.00	0.00	0.00	0.00	0.00	0.00	0.00	0.00	0.00
180	0.00	0.00	0.00	0.00	0.00	0.00	0.00	0.00	0.00	0.00	0.00	0.00	0.00	0.00	0.00	0.00	0.00	0.00	0.00

C Range: 0 - 360DEG
C Interval: 15.0DEG
Test Speed: HIGH
Temperature:25.3DEG
Operators:DAMIN
Test Date:2017-08-24

□ Range: 0 - 180DEG
□ Interval: 1.0DEG
Test System:EVERFINE GO-2000B_V1 SYSTEM V2.0.362
Humidity:65.0%
Test Distance:4.950m [K=1.0000]
Remarks:

LUMINOUS DISTRIBUTION INTENSITY DATA

NAME: LED Strip	TYPE: Indoor lighting	WEIGHT: 25g
SPEC.: 2835 60LED	DIM.: 1000*8*1MM	SERIAL No.: 20170824001
MFR.: Light Blue USA	SUR.: 1000*8mm	Shielding Angle:

Table--2

UNIT: cd

C (DEG) □ (DEG)	285	300	315	330	345														
0	165	165	166	166	167														
5	164	164	165	165	165														
10	162	162	162	162	162														
15	158	158	158	158	158														
20	154	153	153	153	153														
25	148	147	147	146	146														
30	141	140	139	139	138														
35	132	132	131	130	129														
40	123	122	120	120	119														
45	112	111	109	108	107														
50	100	99.4	97.2	95.9	94.5														
55	87.5	86.3	83.9	82.5	80.9														
60	73.5	72.0	69.6	68.2	66.4														
65	58.5	56.7	54.5	52.9	51.2														
70	42.7	40.9	38.7	37.2	35.4														
75	26.8	25.1	22.9	21.6	19.9														
80	11.6	10.2	8.46	7.35	6.04														
85	0.01	0.00	0.00	0.00	0.00														
90	0.00	0.00	0.00	0.00	0.00														
95	0.00	0.00	0.00	0.00	0.00														
100	0.00	0.00	0.00	0.00	0.00														
105	0.00	0.00	0.00	0.00	0.00														
110	0.00	0.00	0.00	0.00	0.00														
115	0.00	0.00	0.00	0.00	0.00														
120	0.00	0.00	0.00	0.00	0.00														
125	0.00	0.00	0.00	0.00	0.00														
130	0.00	0.00	0.00	0.00	0.00														
135	0.00	0.00	0.00	0.00	0.00														
140	0.00	0.00	0.00	0.00	0.00														
145	0.00	0.00	0.00	0.00	0.00														
150	0.00	0.00	0.00	0.00	0.00														
155	0.00	0.00	0.00	0.00	0.00														
160	0.00	0.00	0.00	0.00	0.00														
165	0.00	0.00	0.00	0.00	0.00														
170	0.00	0.00	0.00	0.00	0.00														
175	0.00	0.00	0.00	0.00	0.00														
180	0.00	0.00	0.00	0.00	0.00														

C Range: 0 - 360DEG
C Interval: 15.0DEG
Test Speed: HIGH
Temperature:25.3DEG
Operators:DAMIN
Test Date:2017-08-24

□ Range: 0 - 180DEG
□ Interval: 1.0DEG
Test System:EVERFINE GO-2000B_V1 SYSTEM V2.0.362
Humidity:65.0%
Test Distance:4.950m [K=1.0000]
Remarks: