



3W SERIES
LED STRIP LIGHT 3W/FT

PROJECT:
PREPARED BY:
DATE:
TYPE:



3W / FT
3528 Chip

The 3W Series LED strip features compact 3528 chips and delivers up to 293lm/ft at just 3 watts, offering a highly efficient output of up to 97 lm/W. Designed for 24V input with a 1.97” cutting interval, it allows for precise customization and clean installations. Available in five CCT options and an IP20/IP65 rating, the strip is ideal for all environments and comes backed by a 5-year warranty.



Ideal for ambient lighting applications, this solution delivers a soft yet effective glow—perfect for cove details, ceiling integrations, and layered architectural compositions

PERFORMANCE

• Wattage	3W/FT	• Maximum Run	20FT
• Input Power	24V	• Certification	UL / ETL
• CRI	80	• Dimming	Triac
• LED Chip	3528	• Warranty	5 years

DIMENSIONS

• Length per Roll	16.4FT / 100FT
• Height x Width	0.02" x 0.30"

INSTALLATION

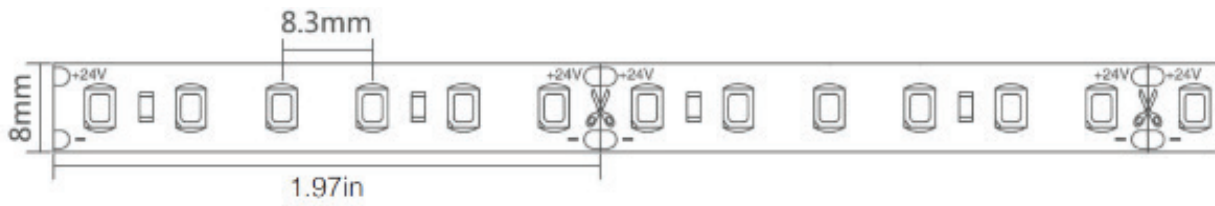
• Environment	IP20 / IP65	• Adhesive	3M
• Cutting Interval	1.97"	• Ambient Temperature	-20°C to 40°





3W SERIES
LED STRIP LIGHT 3W/FT

PROJECT:
PREPARED BY:
DATE:
TYPE:



ORDER GUIDE

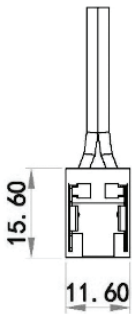
Model	Length (ft)	Wattage	CCT	Lumens/FT	Efficacy	IP Rating
LB53120	16.4FT	3W/FT	2700K	262LM	87LM/W	IP20
LB53265	16.4FT	3W/FT	3000K	283LM	94LM/W	IP20
LB53265-W	16.4FT	3W/FT	3000K	283LM	94LM/W	IP65
LB53121	16.4FT	3W/FT	3500K	288LM	96LM/W	IP20
LB53188	16.4FT	3W/FT	4000K	293LM	97LM/W	IP20
LB53122	16.4FT	3W/FT	6000K	290LM	96LM/W	IP20
LB53265-100	100FT	3W/FT	3000K	283LM	94LM/W	IP20
LB53121-100	100FT	3W/FT	3500K	288LM	96LM/W	IP20
LB53188-100	100FT	3W/FT	4000K	293LM	97LM/W	IP20

- Run can not exceed 20 feet per home run
- Maximum driver distance of 20 feet before voltage drop (wit 18 gage wire)

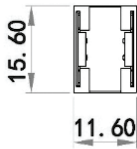
3W SERIES
LED STRIP LIGHT 3W/FT

PROJECT:
PREPARED BY:
DATE:
TYPE:

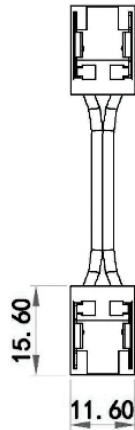
TRANSPARENT CLAMP ACCESSORIES



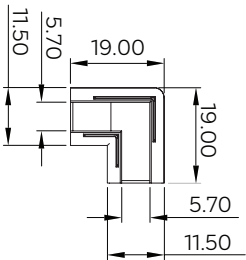
LB55816
Starter



LB55817
Coupling

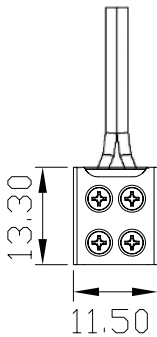


LB55818
Coupling with Wire

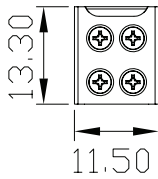


L Coupling

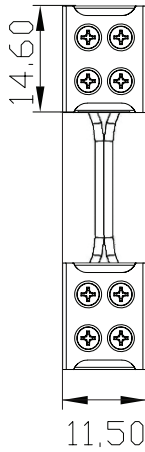
SCREW FASTEN ACCESSORIES



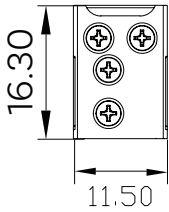
LB55962
Starter



LB55962
Coupling



LB55964
Coupling with Wire



LB55968
L/T Coupling



3W SERIES

LED STRIP LIGHT 3W/FT

PROJECT:
PREPARED BY:
DATE:
TYPE:

COMPATIBLE DIRVER



Model LB55500
Wattage 120W
Dimensions 7.4" x 3.7" x 1.7"
Temperature IP67
Dimming Triac/MLV/ELV



Model LB55460
Wattage 30W
Dimensions 12" x 2.4" x 1.4"
Temperature IP67
Dimming Triac/MLV/ELV



Model LB55501
Wattage 200W
Dimensions 9.4" x 4" x 1.7"
Temperature IP20
Dimming Triac/MLV/ELV



Model LB55462
Wattage 60W
Dimensions 12" x 2.4" x 1.4"
Temperature IP67
Dimming Triac/MLV/ELV



Model LB55502
Wattage 300W
Dimensions 10" x 4.3" x 1.7"
Temperature IP20
Dimming Triac/MLV/ELV



Model LB55464
Wattage 96W
Dimensions 12" x 2.4" x 1.4"
Temperature IP67
Dimming Triac/MLV/ELV

3W SERIES

LED STRIP LIGHT 3W/FT

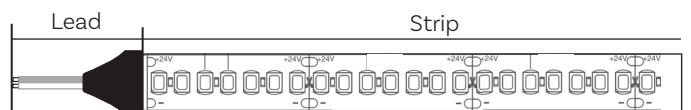
PROJECT:

PREPARED BY:

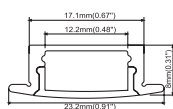
DATE:

TYPE:

COMPATIBLE ALUMINUM CHANNEL



ALP 001

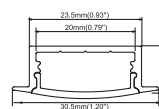


IP20 Strip

Strip ✓

Lead ✓

ALP 013

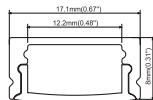


IP20 Strip

Strip ✓

Lead ✓

ALP 002

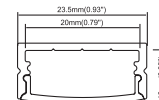


IP20 Strip

Strip ✓

Lead ✓

ALP 014

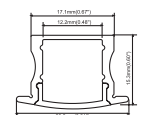


IP20 Strip

Strip ✓

Lead ✓

ALP 003

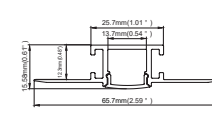


IP20 Strip

Strip ✓

Lead ✓

ALP 103

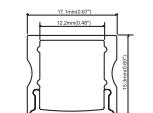


IP20 Strip

Strip ✓

Lead ✓

ALP 004

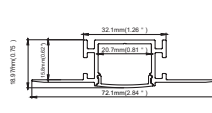


IP20 Strip

Strip ✓

Lead ✓

ALP 113

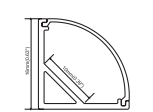


IP20 Strip

Strip ✓

Lead ✓

ALP 006

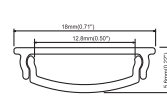


IP20 Strip

Strip ✓

Lead ✓

ALP 114

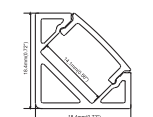


IP20 Strip

Strip ✓

Lead ✓

ALP 007

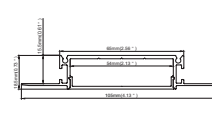


IP20 Strip

Strip ✓

Lead ✓

ALP 158

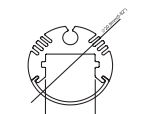


IP20 Strip

Strip ✓

Lead ✓

ALP 008

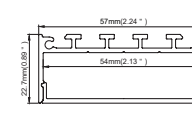


IP20 Strip

Strip ✓

Lead ✓

ALP 159



IP20 Strip

Strip ✓

Lead ✓

3W SERIES

LED STRIP LIGHT 3W/FT

PROJECT:

PREPARED BY:

DATE:

TYPE:



Cautions

SAFETY PRECAUTIONS

Use as directed

This product serves exclusively lighting purposes and may:

- > Only be operated using a suitable driver
- > Only be used in dry condition:
 - not in damp or dirt-endangered rooms.
 - not in areas of high air humidity.
- > Not be exposed to strong mechanical loads or to strong contamination.
- > Only be installed and operated after a condition inspection if the product is dirty or has been moistened through storage
- > Not be modified or converted.

If these points named above are not adhered to, a short circuit or electrical shock may occur!

Installation

The complete installation must be done by an electrical expert or a specialized maintenance team, who is familiar valid directives.

IP20



Do not press the surface of LED



Pay attention to damp-proof and dustproof



Attention: Switch off power of the mains supply or respectively of the connection lead before doing any works.

Use only parts, which are supplied with the product or are described as accessories! Otherwise, the product or the installation might not be sufficiently safe!

Indication for the installer: In case you do not install a completely supply system (with transformer), you are considered a "manufacturer" by the low-voltage directive. In this case you are required to ensure the conformity of the whole system and declare it by attaching the CE-sign.

Installation place

Make sure that the product is mounted on a stable, even and tilt-fixed background. Note the minimum distances in the ceiling.



Attention: Do not cover the product, especially not with insulating materials.

Operation- Information for the user

Operate the product only if it is working correctly. Switch off the product with malfunction immediately and operate it again only after examination by an electrical specialist. This is the case, when:

- > Visible damages appear.
- > The product does not work.
- > Smoke, steam or crackling sounds appear.
- > An overheating is recognizable

Repairs of the product or work on mains voltage-prominent sections may only be carried out by qualified electricians.



Attention: Here exists mortal danger from an electric shock!

How to avoid failure or fire risk

- > Do not cover the product- provide free air circulation!
- > Do not hang or fasten anything on the product, especially no decoration.
- > Never let children play unsupervised with electric products!

Children can not always estimate dangers in dealing with electric energy correctly.

Disconnect the product from power, before you...

- > Clean or maintain the product.
- > Do any works on the product or its components (electric expert).



Attention: Do not place in the environment which includes strong acid and strong base.

LED get vulcanized, LED strip should be installed in the environment where does not has oil and corrosive substances. Such as these substances which contain Sulphur, Bromine, Iodine and Chlorine. Some other chemical element which will cause aromatic hydrocarbons releasing (such as methylbenzene, xylene, methyl acetoacetate ethyl acetate, etc.)