



WIDE PCB SERIES

LED STRIP LIGHT 15W/FT

PROJECT:

PREPARED BY:

DATE:

TYPE:



15W / FT

2835 Chip

The Wide PCB Series Strip Light is designed for primary lighting applications, delivering high output with up to 1955 lumens per foot and efficacy up to 130lm/W. Featuring a broad 2.05-inch PCB width, Triac dimming compatibility, and multiple CCT and RGBW options, it provides superior illumination for general lighting, retail, and commercial environments



Primary Lighting

Ideal for primary lighting applications, this solution delivers a soft yet effective glow—perfect for cove details, ceiling integrations, and layered architectural compositions

PERFORMANCE

• Wattage	15W/FT	• Maximum Run	9.8FT
• Input Power	24V	• Certification	UL / ETL
• CRI	80	• Dimming	Triac
• LED Chip	2835	• Warranty	5 years

DIMENSIONS

• Length per Roll	9.8FT
• Height x Width	0.05" x 2.05"

INSTALLATION

• Environment	IP20	• Adhesive	3M
• Cutting Interval	1.97"	• Ambient Temperature	-20 °C to 40 °





WIDE PCB SERIES

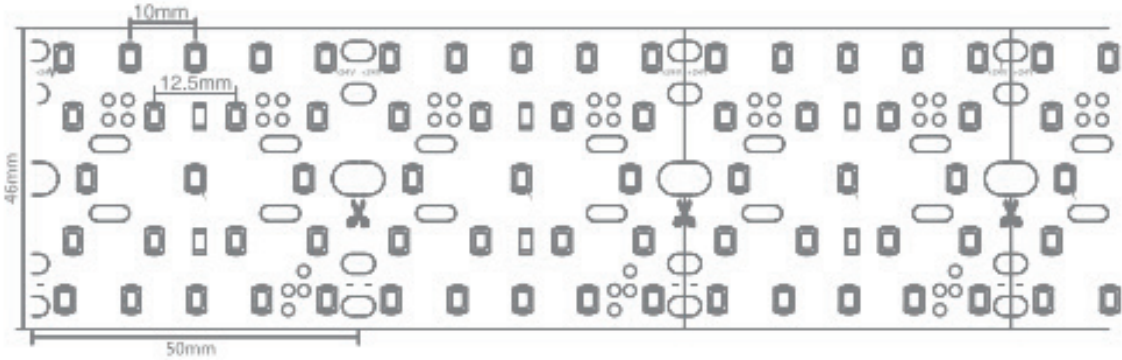
LED STRIP LIGHT 15W/FT

PROJECT:

PREPARED BY:

DATE:

TYPE:



ORDER GUIDE

Model	Length (ft)	Wattage	CCT	Lumens/FT	Efficacy	IP Rating
LB52380	9.8FT	15W/FT	3000K	1846LM/FT	123LM/W	IP20
LB52381	9.8FT	15W/FT	3500K	1955LM/FT	130LM/W	IP20
LB52382	9.8FT	15W/FT	4000K	2030LM/FT	135LM/W	IP20
LB52385	9.8FT	15W/FT	RGBW+3000K	2000LM/FT		IP20
LB52386	9.8FT	15W/FT	RGBW+4000K	2000LM/FT		IP20

- Run can not exceed 20 feet per home run
- Maximum driver distance of 20 feet before voltage drop (with 18 gauge wire)

WIDE PCB SERIES

LED STRIP LIGHT 15W/FT

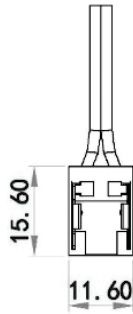
PROJECT:

PREPARED BY:

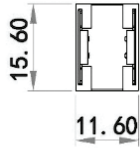
DATE:

TYPE:

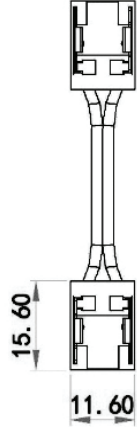
TRANSPARENT CLAMP ACCESSORIES



LB55813
Starter

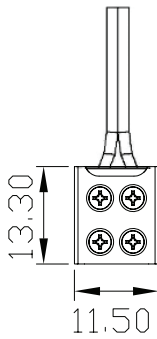


LB55814
Coupling

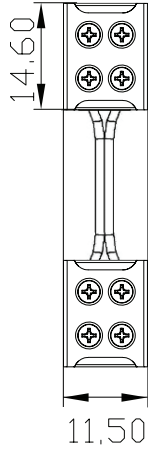


LB55815
Coupling with Wire

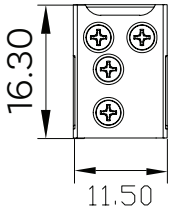
SCREW FASTEN ACCESSORIES



LB55961
Starter



LB55965
Coupling with Wire



LB55967
L/T Coupling



WIDE PCB SERIES

LED STRIP LIGHT 15W/FT

PROJECT:

PREPARED BY:

DATE:

TYPE:

COMPATIBLE DRIVER



Model	LB55500
Wattage	120W
Dimensions	7.4" x 3.7" x 1.7"
Temperature	IP67
Dimming	Triac/MLV/ELV



Model	LB55460
Wattage	30W
Dimensions	12" x 2.4" x 1.4"
Temperature	IP67
Dimming	Triac/MLV/ELV



Model	LB55501
Wattage	200W
Dimensions	9.4" x 4" x 1.7"
Temperature	IP20
Dimming	Triac/MLV/ELV



Model	LB55462
Wattage	60W
Dimensions	12" x 2.4" x 1.4"
Temperature	IP67
Dimming	Triac/MLV/ELV



Model	LB55502
Wattage	300W
Dimensions	10" x 4.3" x 1.7"
Temperature	IP20
Dimming	Triac/MLV/ELV



Model	LB55464
Wattage	96W
Dimensions	12" x 2.4" x 1.4"
Temperature	IP67
Dimming	Triac/MLV/ELV

WIDE PCB SERIES

LED STRIP LIGHT 15W/FT

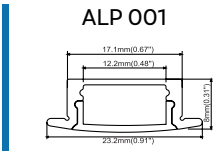
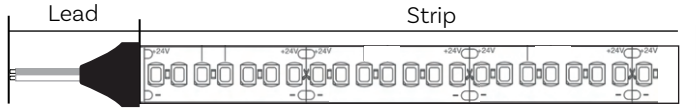
PROJECT:

PREPARED BY:

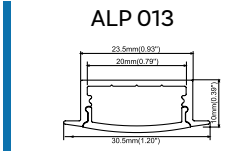
DATE:

TYPE:

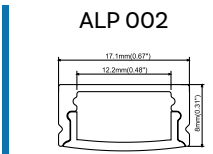
COMPATIBLE ALUMINUM CHANNEL



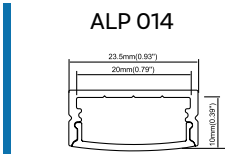
ALP 001	IP20 Strip	IP65 Strip
Strip ✓	Strip ✓	Strip ✓
Lead ✓	Lead ✓	Lead ✗



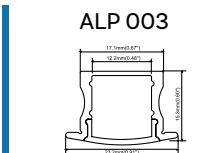
ALP 013	IP20 Strip	IP65 Strip
Strip ✓	Strip ✓	Strip ✓
Lead ✓	Lead ✓	Lead ✓



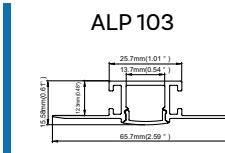
ALP 002	IP20 Strip	IP65 Strip
Strip ✓	Strip ✓	Strip ✓
Lead ✓	Lead ✓	Lead ✗



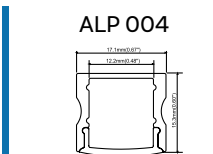
ALP 014	IP20 Strip	IP65 Strip
Strip ✓	Strip ✓	Strip ✓
Lead ✓	Lead ✓	Lead ✓



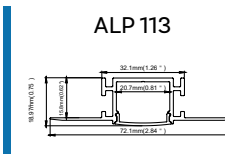
ALP 003	IP20 Strip	IP65 Strip
Strip ✓	Strip ✓	Strip ✓
Lead ✓	Lead ✓	Lead ✗



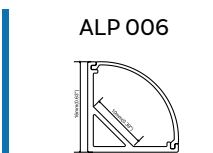
ALP 103	IP20 Strip	IP65 Strip
Strip ✓	Strip ✓	Strip ✓
Lead ✓	Lead ✓	Lead ✗



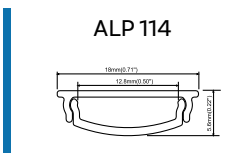
ALP 004	IP20 Strip	IP65 Strip
Strip ✓	Strip ✓	Strip ✓
Lead ✓	Lead ✓	Lead ✓



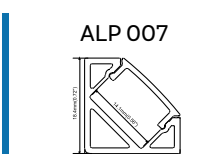
ALP 113	IP20 Strip	IP65 Strip
Strip ✓	Strip ✓	Strip ✓
Lead ✓	Lead ✓	Lead ✓



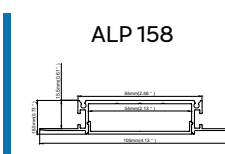
ALP 006	IP20 Strip	IP65 Strip
Strip ✓	Strip ✓	Strip ✓
Lead ✓	Lead ✓	Lead ✓



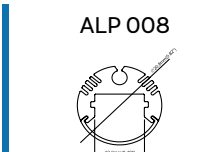
ALP 114	IP20 Strip	IP65 Strip
Strip ✓	Strip ✓	Strip ✓
Lead ✓	Lead ✓	Lead ✗



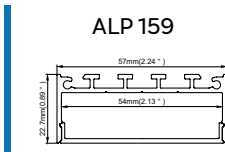
ALP 007	IP20 Strip	IP65 Strip
Strip ✓	Strip ✓	Strip ✓
Lead ✓	Lead ✓	Lead ✗



ALP 158	IP20 Strip	IP65 Strip
Strip ✓	Strip ✓	Strip ✓
Lead ✓	Lead ✓	Lead ✓



ALP 008	IP20 Strip	IP65 Strip
Strip ✓	Strip ✓	Strip ✓
Lead ✓	Lead ✓	Lead ✗



ALP 159	IP20 Strip	IP65 Strip
Strip ✓	Strip ✓	Strip ✓
Lead ✓	Lead ✓	Lead ✓

WIDE PCB SERIES

LED STRIP LIGHT 15W/FT

PROJECT:

PREPARED BY:

DATE:

TYPE:



Cautions

SAFETY PRECAUTIONS

Use as directed


This product serves exclusively lighting purposes and may:

- > Only be operated using a suitable driver
- > Only be used in dry condition:
 - not in damp or dirt-endangered rooms.
 - not in areas of high air humidity.
- > Not be exposed to strong mechanical loads or to strong contamination.
- > Only be installed and operated after a condition inspection if the product is dirty or has been moistened through storage
- > Not be modified or converted.


If these points named above are not adhered to, a short circuit or electrical shock may occur!

Installation
The complete installation must be done by an electrical expert or a specialized maintenance team, who is familiar valid directives.

IP20



Do not press the surface of LED



Pay attention to damp-proof and dustproof



Attention: Switch off power of the mains supply or respectively of the connection lead before doing any works.

Use only parts, which are supplied with the product or are described as accessories! Otherwise, the product or the installation might not be sufficiently safe!

Indication for the installer: In case you do not install a completely supply system (with transformer), you are considered a "manufacturer" by the low-voltage directive. In this case you are required to ensure the conformity of the whole system and declare it by attaching the CE-sign.

Installation place

Make sure that the product is mounted on a stable, even and tilt-fixed background. Note the minimum distances in the ceiling.



Attention: Do not cover the product, especially not with insulating materials.

Operation- Information for the user

Operate the product only if it is working correctly. Switch off the product with malfunction immediately and operate it again only after examination by an electrical specialist. This is the case, when:

- > Visible damages appear.
- > The product does not work.
- > Smoke, steam or crackling sounds appear.
- > An overheating is recognizable

Repairs of the product or work on mains voltage-prominent sections may only be carried out by qualified electricians.



Attention: Here exists mortal danger from an electric shock!

How to avoid failure or fire risk

- > Do not cover the product- provide free air circulation!
- > Do not hang or fasten anything on the product, especially no decoration.
- > Never let children play unsupervised with electric products!
Children can not always estimate dangers in dealing with electric energy correctly.

Disconnect the product from power, before you...

- > Clean or maintain the product.
- > Do any works on the product or its components (electric expert).



Attention: Do not place in the environment which includes strong acid and strong base.

LED get vulcanized, LED strip should be installed in the environment where does not has oil and corrosive substances. Such as these substances which contain Sulphur, Bromine, Iodine and Chlorine. Some other chemical element which will cause aromatic hydrocarbons releasing (such as methylbenzene, xylene, methyl acetoacetate ethyl acetate, etc.)