



RGB SERIES

LED STRIP LIGHT 2.6W/FT | 4.5W/FT

PROJECT:

PREPARED BY:

DATE:

TYPE:



2.6W/FT | 4.5W/FT

5050 Chip

The RGB Series LED Strip is a flexible, low-power lighting solution built with high-efficiency 5050 SMD chips. Offering up to 180 lumens per foot with a CRI of 90+, it provides clean, consistent illumination ideal for ambient or accent lighting. Designed for both commercial and residential use, it comes in IP20 and IP65 versions, with multiple CCTs and lengths available. Its slim profile, 3.94” cut increments, and Triac dimming compatibility make it a versatile fit for cabinetry, shelving, and architectural details where subtle lighting is key



Ambient Lighting

Ideal for ambient lighting applications, this solution delivers a soft yet effective glow—perfect for cove details, ceiling integrations, and layered architectural compositions

PERFORMANCE

• Wattage	2.6W/FT 4.5W/FT	• Maximum Run	16.4FT
• Input Power	24V	• Certification	UL / ETL
• CRI	90+	• Dimming	Triac
• LED Chip	5050	• Warranty	5 years

DIMENSIONS

• Length per Roll	16.4FT
• Height x Width	0.39” x 0.08”

INSTALLATION

• Environment	IP20 / IP65	• Adhesive	3M
• Cutting Interval	3.94” / 6.56”	• Ambient Temperature	-20 °C to 40 °





RGB SERIES

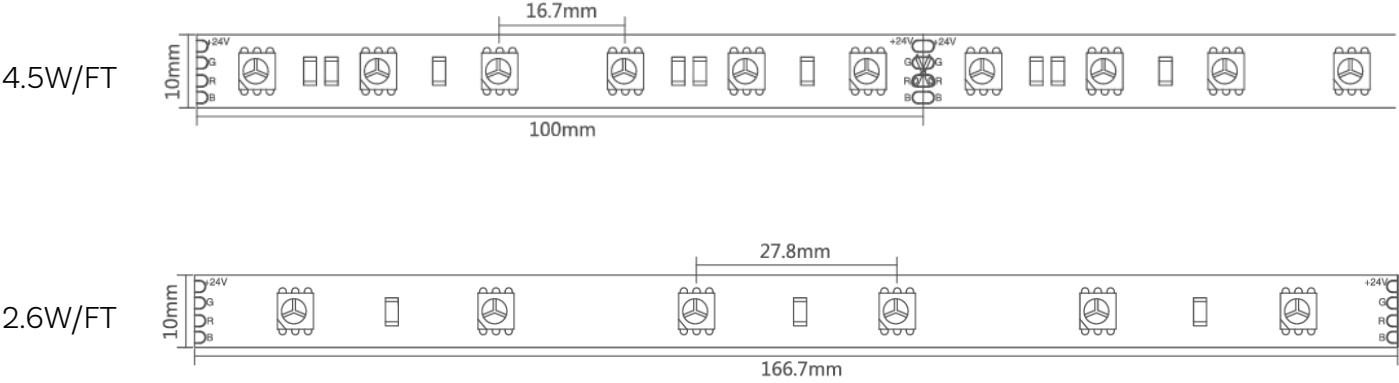
LED STRIP LIGHT 2.6W/FT | 4.5W/FT

PROJECT:

PREPARED BY:

DATE:

TYPE:



ORDER GUIDE

Model	Length (ft)	Wattage	CCT	Lumens/FT	Efficacy	IP Rating
LB53107	16.4FT	4.5W/FT	RGB	180LM	40LM/W	IP20
LB53106	16.4FT	4.5W/FT	RGB	180LM	40LM/W	IP65
LB53130	16.4FT	2.6W/FT	RGB	110LM	42LM/W	IP20
LB53131	16.4FT	2.6W/FT	RGB	110LM	42LM/W	IP65

- Custom length cuts are sealed and secured at our facility
- All cuts must be made directly on line indication
- Any cuts made in field must be properly sealed in order to be IP65 rated

RGB SERIES

LED STRIP LIGHT 2.6W/FT | 4.5W/FT

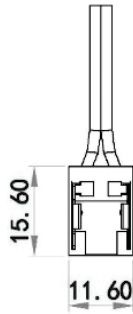
PROJECT:

PREPARED BY:

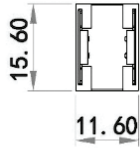
DATE:

TYPE:

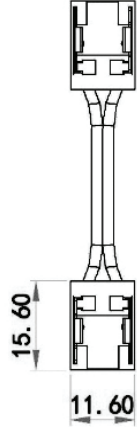
TRANSPARENT CLAMP ACCESSORIES



LB55813
Starter

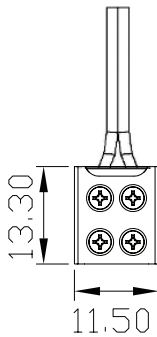


LB55814
Coupling

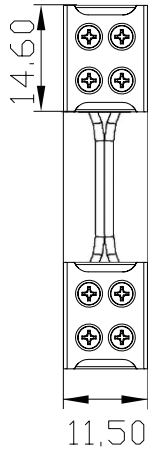


LB55815
Coupling with Wire

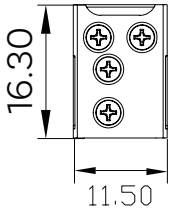
SCREW FASTEN ACCESSORIES



LB55961
Starter



LB55965
Coupling with Wire



LB55967
L/T Coupling



RGB SERIES

LED STRIP LIGHT 2.6W/FT | 4.5W/FT

PROJECT:

PREPARED BY:

DATE:

TYPE:

COMPATIBLE DRIVER



Model	LB55500
Wattage	120W
Dimensions	7.4" x 3.7" x 1.7"
Temperature	IP67
Dimming	Triac/MLV/ELV



Model	LB55460
Wattage	30W
Dimensions	12" x 2.4" x 1.4"
Temperature	IP67
Dimming	Triac/MLV/ELV



Model	LB55501
Wattage	200W
Dimensions	9.4" x 4" x 1.7"
Temperature	IP20
Dimming	Triac/MLV/ELV



Model	LB55462
Wattage	60W
Dimensions	12" x 2.4" x 1.4"
Temperature	IP67
Dimming	Triac/MLV/ELV



Model	LB55502
Wattage	300W
Dimensions	10" x 4.3" x 1.7"
Temperature	IP20
Dimming	Triac/MLV/ELV



Model	LB55464
Wattage	96W
Dimensions	12" x 2.4" x 1.4"
Temperature	IP67
Dimming	Triac/MLV/ELV

RGB SERIES

LED STRIP LIGHT 2.6W/FT | 4.5W/FT

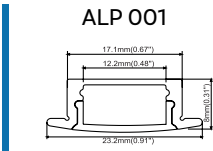
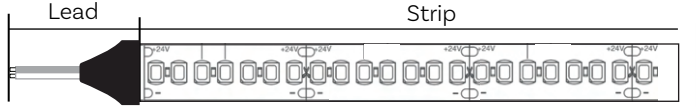
PROJECT:

PREPARED BY:

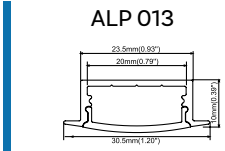
DATE:

TYPE:

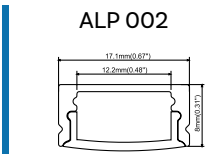
COMPATIBLE ALUMINUM CHANNEL



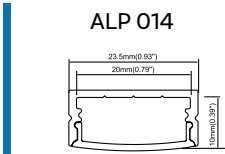
ALP 001	IP20 Strip	IP65 Strip
Strip ✓	Strip ✓	Strip ✓
Lead ✓	Lead ✓	Lead ✗



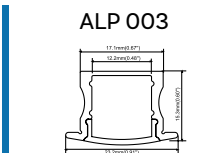
ALP 013	IP20 Strip	IP65 Strip
Strip ✓	Strip ✓	Strip ✓
Lead ✓	Lead ✓	Lead ✓



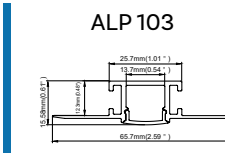
ALP 002	IP20 Strip	IP65 Strip
Strip ✓	Strip ✓	Strip ✓
Lead ✓	Lead ✓	Lead ✗



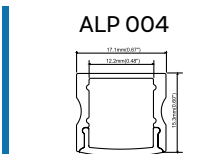
ALP 014	IP20 Strip	IP65 Strip
Strip ✓	Strip ✓	Strip ✓
Lead ✓	Lead ✓	Lead ✓



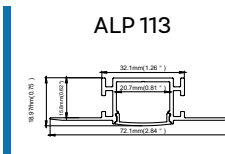
ALP 003	IP20 Strip	IP65 Strip
Strip ✓	Strip ✓	Strip ✓
Lead ✓	Lead ✓	Lead ✗



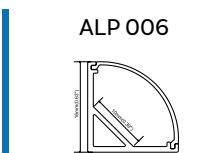
ALP 103	IP20 Strip	IP65 Strip
Strip ✓	Strip ✓	Strip ✓
Lead ✓	Lead ✓	Lead ✗



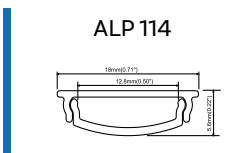
ALP 004	IP20 Strip	IP65 Strip
Strip ✓	Strip ✓	Strip ✓
Lead ✓	Lead ✓	Lead ✓



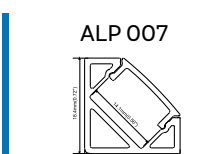
ALP 113	IP20 Strip	IP65 Strip
Strip ✓	Strip ✓	Strip ✓
Lead ✓	Lead ✓	Lead ✓



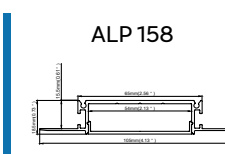
ALP 006	IP20 Strip	IP65 Strip
Strip ✓	Strip ✓	Strip ✓
Lead ✓	Lead ✓	Lead ✓



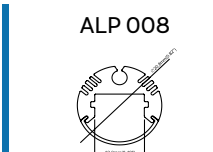
ALP 114	IP20 Strip	IP65 Strip
Strip ✓	Strip ✓	Strip ✓
Lead ✓	Lead ✓	Lead ✗



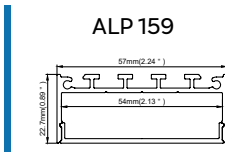
ALP 007	IP20 Strip	IP65 Strip
Strip ✓	Strip ✓	Strip ✓
Lead ✓	Lead ✓	Lead ✗



ALP 158	IP20 Strip	IP65 Strip
Strip ✓	Strip ✓	Strip ✓
Lead ✓	Lead ✓	Lead ✓



ALP 008	IP20 Strip	IP65 Strip
Strip ✓	Strip ✓	Strip ✓
Lead ✓	Lead ✓	Lead ✗



ALP 159	IP20 Strip	IP65 Strip
Strip ✓	Strip ✓	Strip ✓
Lead ✓	Lead ✓	Lead ✓

RGB SERIES

LED STRIP LIGHT 2.6W/FT | 4.5W/FT

PROJECT:

PREPARED BY:

DATE:

TYPE:



SAFETY PRECAUTIONS

Use as directed


This product serves exclusively lighting purposes and may:

- > Only be operated using a suitable driver
- > Only be used in dry condition:
 - not in damp or dirt-endangered rooms.
 - not in areas of high air humidity.
- > Not be exposed to strong mechanical loads or to strong contamination.
- > Only be installed and operated after a condition inspection if the product is dirty or has been moistened through storage
- > Not be modified or converted.


If these points named above are not adhered to, a short circuit or electrical shock may occur!

Installation
The complete installation must be done by an electrical expert or a specialized maintenance team, who is familiar valid directives.

IP20



Do not press the surface of LED



Pay attention to damp-proof and dustproof

 **Attention: Switch off power of the mains supply or respectively of the connection lead before doing any works.**

Use only parts, which are supplied with the product or are described as accessories! Otherwise, the product or the installation might not be sufficiently safe!

Indication for the installer: In case you do not install a completely supply system (with transformer), you are considered a "manufacturer" by the low-voltage directive. In this case you are required to ensure the conformity of the whole system and declare it by attaching the CE-sign.


Installation place
Make sure that the product is mounted on a stable, even and tilt-fixed background. Note the minimum distances in the ceiling.

 **Attention: Do not cover the product, especially not with insulating materials.**

Operation- Information for the user
Operate the product only if it is working correctly. Switch off the product with malfunction immediately and operate it again only after examination by an electrical specialist. This is the case, when:

- > Visible damages appear.
- > The product does not work.
- > Smoke, steam or crackling sounds appear.
- > An overheating is recognizable

Repairs of the product or work on mains voltage-prominent sections may only be carried out by qualified electricians.

 **Attention: Here exists mortal danger from an electric shock!**

How to avoid failure or fire risk

- > Do not cover the product- provide free air circulation!
- > Do not hang or fasten anything on the product, especially no decoration.
- > Never let children play unsupervised with electric products!
Children can not always estimate dangers in dealing with electric energy correctly.

Disconnect the product from power, before you...

- > Clean or maintain the product.
- > Do any works on the product or its components (electric expert).

 **Attention: Do not place in the environment which includes strong acid and strong base.**

LED get vulcanized, LED strip should be installed in the environment where does not has oil and corrosive substances. Such as these substances which contain Sulphur, Bromine, Iodine and Chlorine. Some other chemical element which will cause aromatic hydrocarbons releasing (such as methylbenzene, xylene, methyl acetoacetate ethyl acetate, etc.)