

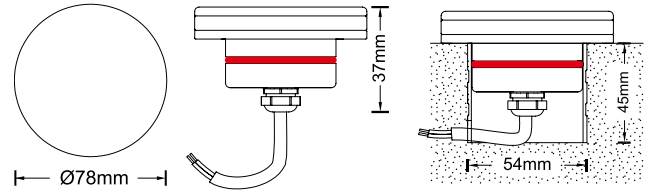
PREPARED BY:

PROJECT:

TYPE:



360° FLOOR LIGHT LANDSCAPE SERIES



SPECIFICATIONS

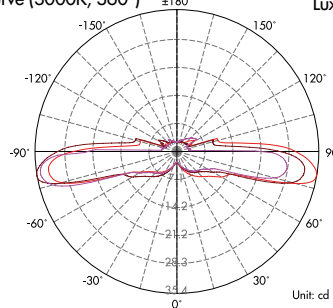
| | | | |
|--------------|--|-----------------------------|---|
| • Wattage | 4 Watts | • Dimming | Non-Dimmable |
| • Voltage | 24V | • Insulation Class | Class III |
| • Lumens | 145lm | • Glass | Without glass, but with PMMA diffuser |
| • CCT | 3000K | • Warranty | 3 years |
| • CRI | 80+ | • Trim | Stainless steel 316 |
| • IP Rating | IP67 Waterproof | • Weight | 0.42 kgs |
| • Beam Angle | 360° | • Dimensions | 3.07" x 1.46" |
| • Cut Out | 2.13 in | • Housing & Mounting Sleeve | Solid Passivated (Anodizing) Aluminum CNC machined |
| • Cable | 1PC rubber cable 1M H05RN-F 2x1mm square | | |

ORDERING GUIDE

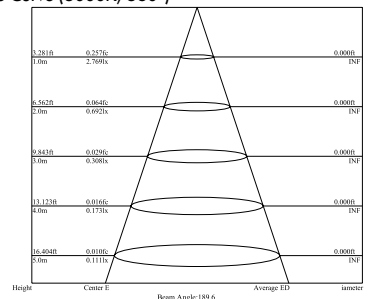
| Model | Wattage | CCT | Lumens | Dimensions |
|---------|---------|-------|--------|---------------|
| LB77108 | 4W | 3000K | 145lm | 3.07" x 1.46" |

***NOT COMPATIBLE WITH DIMMABLE DRIVERS**

Light Distribution Curve (3000K, 360°)



Lux distance Curve (3000K, 360°)



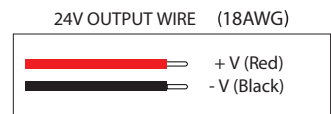

IP67 IK10

PREPARED BY:
PROJECT:
TYPE:



POWER SUPPLIES

LANDSCAPE SERIES



FEATURES

- Output constant voltage
- Built-in PFC function
- Protections: short circuit/ over voltage/ over heat
- Cooling by free air convection
- Flicker-free
- Class 2, Class P, Type HL, CE, UL, FCC compliant
- PWM output, does not change the color index
- Metal housing
- Suitable for dry location
- Strong compatibility
- Suitable for LED lighting and moving sign applications
- Compliance to worldwide safety regulations for lightings.
- Compatible with Forward phase, Reverse phase, Triac, MLV
- 3 years warranty

ORDERING GUIDE

| Model | Wattage | Dimming | Voltage | Current | Load Regulation | Dimensions | Weight |
|---------|---------|---------------|---------|---------|-----------------|------------------------|--------|
| LB55504 | 60W | Non- Dimmable | 24V | 2.5A | 1± | 7.4" x 3.6" x 1.02" | 2.4 lb |
| LB55450 | 120W | Non- Dimmable | 24V | 5A | 1± | 8.66" x 3.6" x 1.61" | 2.9 lb |
| LB55451 | 200W | Non- Dimmable | 24V | 8.33A | 1± | 10.23" x 4.05" x 1.81" | 4.0 lb |