

4.5W SERIES

LED STRIP LIGHT 4.5W/FT

PROJECT:

PREPARED BY:

DATE:

TYPE:



Sub-Primary Lighting

4.5W / FT

2835 Chip

The 4.5 Series LED strip features high-performance 2835 SMD chips that deliver up to 600 lumens per foot with exceptional thermal stability and energy efficiency. With a CRI of 90+ and five CCT options, it provides accurate and vibrant color rendering for precise lighting needs. Available in both IP20 and IP65 ratings, it's suitable for indoor and outdoor use, offering protection against dust and water. This blend of brightness, durability, and flexibility makes the 4.5 Series a reliable solution for a wide range of applications.

Ideal for sub-primary lighting levels, the 4.5 Series delivers powerful yet controlled illumination, making it perfect for cove lighting, ceiling integrations, and layered architectural designs.

PERFORMANCE

• Wattage	4.5W/FT	• Maximum Run	16.4FT
• Input Power	24V	• Certification	UL / ETL
• CRI	90	• Dimming	Triac
• LED Chip	2835	• Warranty	5 years

DIMENSIONS

• Length per Roll	16.4FT
• Height x Width	0.02" x 0.39"

INSTALLATION

• Environment	IP20 / IP65	• Adhesive	3M
• Cutting Interval	1.157"	• Ambient Temperature	-20 °C to 40 °



4.5W SERIES

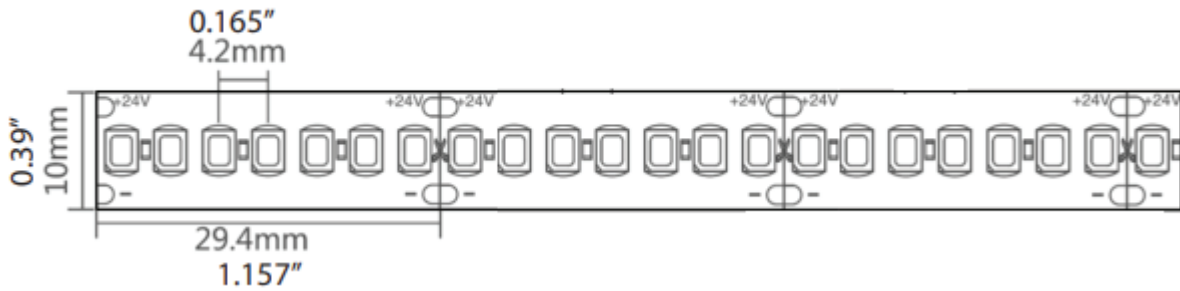
LED STRIP LIGHT 4.5W/FT

PROJECT:

PREPARED BY:

DATE:

TYPE:



ORDER GUIDE

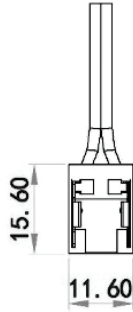
Model	Length	Wattage	CCT	Lumens/FT	Efficacy	IP Rating
LB53400	16.4FT	4.5W/FT	2700K	585LM	130LM/W	IP20
LB53400-W	16.4FT	4.5W/FT	2700K	589LM	130LM/W	IP65
LB53401	16.4FT	4.5W/FT	3000K	589LM	131LM/W	IP20
LB53401-100	100FT	4.5W/FT	3000K	589LM	131LM/W	IP20
LB53401-W	16.4FT	4.5W/FT	3000K	592LM	131LM/W	IP65
LB53402	16.4FT	4.5W/FT	3500K	592LM	132LM/W	IP20
LB53402-100	100FT	4.5W/FT	3500K	592LM	132LM/W	IP20
LB53402-W	16.4FT	4.5W/FT	3500K	592LM	132LM/W	IP65
LB53403	16.4FT	4.5W/FT	4000K	607LM	134LM/W	IP20
LB53403-100	100FT	4.5W/FT	4000K	607LM	134LM/W	IP20
LB53403-W	16.4FT	4.5W/FT	4000K	607LM	134LM/W	IP65
LB53404	16.4FT	4.5W/FT	5000K	610LM	135LM/W	IP20

4.5W SERIES

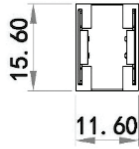
LED STRIP LIGHT 4.5W/FT

PROJECT:
 PREPARED BY:
 DATE:
 TYPE:

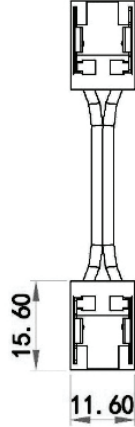
TRANSPARENT CLAMP ACCESSORIES



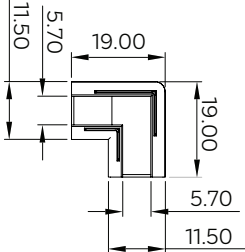
LB55816
Starter



LB55817
Coupling

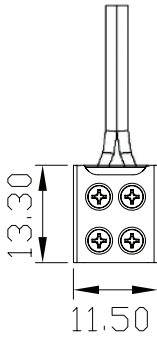


LB55818
Coupling with Wire

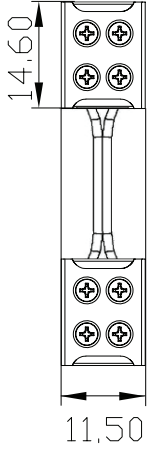


L Coupling

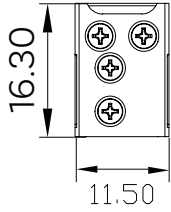
SCREW FASTEN ACCESSORIES



LB55962
Starter



LB55964
Coupling with Wire



LB55968
L/T Coupling



4.5W SERIES

LED STRIP LIGHT 4.5W/FT

PROJECT:

PREPARED BY:

DATE:

TYPE:

COMPATIBLE DIRVER



Model	LB55500
Wattage	120W
Dimensions	7.4" x 3.7" x 1.7"
Temperature	IP67
Dimming	Triac/MLV/ELV



Model	LB55460
Wattage	30W
Dimensions	12" x 2.4" x 1.4"
Temperature	IP67
Dimming	Triac/MLV/ELV



Model	LB55501
Wattage	200W
Dimensions	9.4" x 4" x 1.7"
Temperature	IP20
Dimming	Triac/MLV/ELV



Model	LB55462
Wattage	60W
Dimensions	12" x 2.4" x 1.4"
Temperature	IP67
Dimming	Triac/MLV/ELV



Model	LB55502
Wattage	300W
Dimensions	10" x 4.3" x 1.7"
Temperature	IP20
Dimming	Triac/MLV/ELV



Model	LB55464
Wattage	96W
Dimensions	12" x 2.4" x 1.4"
Temperature	IP67
Dimming	Triac/MLV/ELV

4.5W SERIES

LED STRIP LIGHT 4.5W/FT

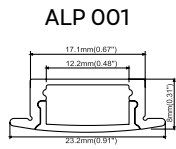
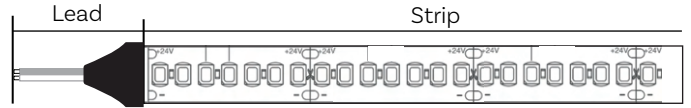
PROJECT:

PREPARED BY:

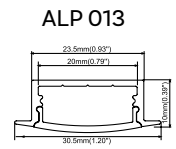
DATE:

TYPE:

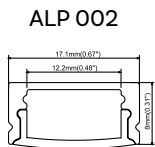
COMPATIBLE ALUMINUM CHANNEL



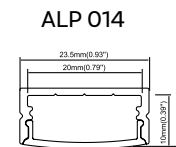
IP20 Strip	IP65 Strip
Strip ✓	Strip ✓
Lead ✓	Lead ✗



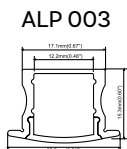
IP20 Strip	IP65 Strip
Strip ✓	Strip ✓
Lead ✓	Lead ✓



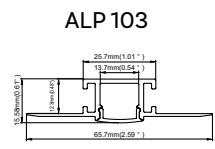
IP20 Strip	IP65 Strip
Strip ✓	Strip ✓
Lead ✓	Lead ✗



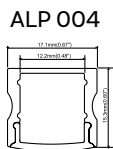
IP20 Strip	IP65 Strip
Strip ✓	Strip ✓
Lead ✓	Lead ✓



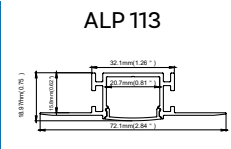
IP20 Strip	IP65 Strip
Strip ✓	Strip ✓
Lead ✓	Lead ✗



IP20 Strip	IP65 Strip
Strip ✓	Strip ✓
Lead ✓	Lead ✗



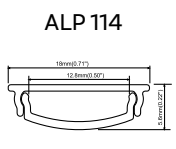
IP20 Strip	IP65 Strip
Strip ✓	Strip ✓
Lead ✓	Lead ✓



IP20 Strip	IP65 Strip
Strip ✓	Strip ✓
Lead ✓	Lead ✓



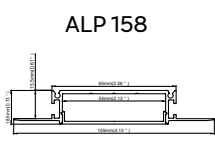
IP20 Strip	IP65 Strip
Strip ✓	Strip ✓
Lead ✓	Lead ✓



IP20 Strip	IP65 Strip
Strip ✓	Strip ✓
Lead ✓	Lead ✗



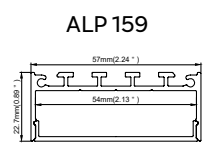
IP20 Strip	IP65 Strip
Strip ✓	Strip ✓
Lead ✓	Lead ✗



IP20 Strip	IP65 Strip
Strip ✓	Strip ✓
Lead ✓	Lead ✓



IP20 Strip	IP65 Strip
Strip ✓	Strip ✓
Lead ✓	Lead ✗



IP20 Strip	IP65 Strip
Strip ✓	Strip ✓
Lead ✓	Lead ✓

4.5W SERIES

LED STRIP LIGHT 4.5W/FT

PROJECT:

PREPARED BY:

DATE:

TYPE:



Cautions

SAFETY PRECAUTIONS

Use as directed


This product serves exclusively lighting purposes and may:

- > Only be operated using a suitable driver
- > Only be used in dry condition:
 - not in damp or dirt-endangered rooms.
 - not in areas of high air humidity.
- > Not be exposed to strong mechanical loads or to strong contamination.
- > Only be installed and operated after a condition inspection if the product is dirty or has been moistened through storage
- > Not be modified or converted.


If these points named above are not adhered to, a short circuit or electrical shock may occur!

Installation
The complete installation must be done by an electrical expert or a specialized maintenance team, who is familiar valid directives.

IP20



Do not press the surface of LED



Pay attention to damp-proof and dustproof



Attention: Switch off power of the mains supply or respectively of the connection lead before doing any works.

Use only parts, which are supplied with the product or are described as accessories! Otherwise, the product or the installation might not be sufficiently safe!

Indication for the installer: In case you do not install a completely supply system (with transformer), you are considered a "manufacturer" by the low-voltage directive. In this case you are required to ensure the conformity of the whole system and declare it by attaching the CE-sign.

Installation place

Make sure that the product is mounted on a stable, even and tilt-fixed background. Note the minimum distances in the ceiling.



Attention: Do not cover the product, especially not with insulating materials.

Operation- Information for the user

Operate the product only if it is working correctly. Switch off the product with malfunction immediately and operate it again only after examination by an electrical specialist. This is the case, when:

- > Visible damages appear.
- > The product does not work.
- > Smoke, steam or crackling sounds appear.
- > An overheating is recognizable

Repairs of the product or work on mains voltage-prominent sections may only be carried out by qualified electricians.



Attention: Here exists mortal danger from an electric shock!

How to avoid failure or fire risk

- > Do not cover the product- provide free air circulation!
 - > Do not hang or fasten anything on the product, especially no decoration.
 - > Never let children play unsupervised with electric products!
- Children can not always estimate dangers in dealing with electric energy correctly.

Disconnect the product from power, before you...

- > Clean or maintain the product.
- > Do any works on the product or its components (electric expert).



Attention: Do not place in the environment which includes strong acid and strong base.

LED get vulcanized, LED strip should be installed in the environment where does not has oil and corrosive substances. Such as these substances which contain Sulphur, Bromine, Iodine and Chlorine. Some other chemical element which will cause aromatic hydrocarbons releasing (such as methylbenzene, xylene, methyl acetoacetate ethyl acetate, etc.)