



SCOB SERIES
LED STRIP LIGHT 4.6W/FT

PROJECT:
PREPARED BY:
DATE:
TYPE:



Sub-Primary Lighting

4.6 / FT

SCOB Chip

The SCOB Series LED Strip Light is engineered for sleek, low-profile installations where visual comfort and high performance matter. Powered by advanced SCOB (Silicon Chip on Board) technology, this 4.6W/ft strip delivers up to 542 lumens per foot with high efficacy and a CRI of 90+, ensuring rich, accurate color rendering. Available in multiple CCT options and IP20 or IP67 ratings, the SCOB Series is an ideal choice for accent, cove, and architectural lighting in both indoor and outdoor environments. With its ultra-tight 1.23” cutting increments and clean, dot-free output, it offers precision and flexibility for refined lighting applications

Ideal for sub-primary lighting levels, the SCOB Series delivers powerful yet controlled illumination, making it perfect for cove lighting, ceiling integrations, and layered architectural designs

PERFORMANCE

• Wattage	4.6W/FT	• Maximum Run	20FT
• Input Power	24V	• Certification	UL / ETL
• CRI	90	• Dimming	Triac
• LED Chip	SCOB	• Warranty	5 years

DIMENSIONS

• Length per Roll	20FT
• Height x Width	0.1” x 0.2”

INSTALLATION


• Environment	IP20/IP67	• Adhesive	3M
• Cutting Interval	1.23”	• Ambient Temperature	-20°C to 40°





SCOB SERIES
LED STRIP LIGHT 4.6W/FT

PROJECT:
PREPARED BY:
DATE:
TYPE:



ORDER GUIDE

Model	Length (ft)	Wattage	CCT	Lumens/FT	Efficacy	IP Rating
LB53349	20FT	4.6W/FT	2700K	506LM	110LM/W	IP20
LB53349-W	20FT	4.6W/FT	2700K	501LM	110LM/W	IP67
LB53350	20FT	4.6W/FT	3000K	515LM	112LM/W	IP20
LB53350-W	20FT	4.6W/FT	3000K	510LM	112LM/W	IP67
LB53351	20FT	4.6W/FT	3500K	524LM	115LM/W	IP20
LB53351-W	20FT	4.6W/FT	3500K	519LM	115LM/W	IP67
LB53352	20FT	4.6W/FT	4000K	533LM	103LM/W	IP20
LB53352-W	20FT	4.6W/FT	4000K	528LM	103LM/W	IP67
LB53353	20FT	4.6W/FT	5000K	542LM	106LM/W	IP20

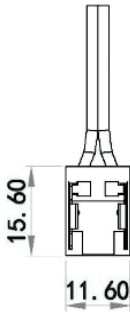
- Run can not exceed 20 feet per home run
- Maximum driver distance of 20 feet before voltage drop (wit 18 gage wire)



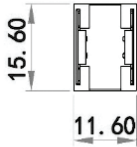
SCOB SERIES
LED STRIP LIGHT 4.6W/FT

PROJECT:
PREPARED BY:
DATE:
TYPE:

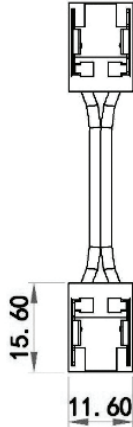
TRANSPARENT CLAMP ACCESSORIES



LB55813
Starter

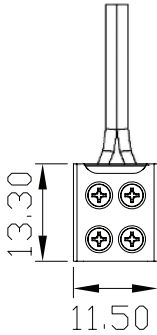


LB55814
Coupling

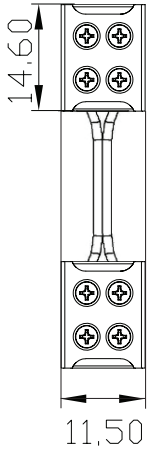


LB55815
Coupling with Wire

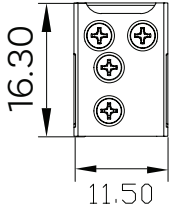
SCREW FASTEN ACCESSORIES



LB55961
Starter



LB55965
Coupling with Wire



LB55967
L/T Coupling



SCOB SERIES

LED STRIP LIGHT 4.6W/FT

PROJECT:
PREPARED BY:
DATE:
TYPE:

COMPATIBLE DIRVER



Model LB55500
Wattage 120W
Dimensions 7.4" x 3.7" x 1.7"
Temperature IP67
Dimming Triac/MLV/ELV



Model LB55460
Wattage 30W
Dimensions 12" x 2.4" x 1.4"
Temperature IP67
Dimming Triac/MLV/ELV



Model LB55501
Wattage 200W
Dimensions 9.4" x 4" x 1.7"
Temperature IP20
Dimming Triac/MLV/ELV



Model LB55462
Wattage 60W
Dimensions 12" x 2.4" x 1.4"
Temperature IP67
Dimming Triac/MLV/ELV



Model LB55502
Wattage 300W
Dimensions 10" x 4.3" x 1.7"
Temperature IP20
Dimming Triac/MLV/ELV



Model LB55464
Wattage 96W
Dimensions 12" x 2.4" x 1.4"
Temperature IP67
Dimming Triac/MLV/ELV

SCOB SERIES

LED STRIP LIGHT 4.6W/FT

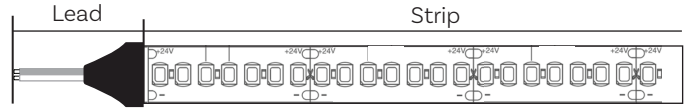
PROJECT:

PREPARED BY:

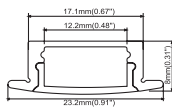
DATE:

TYPE:

COMPATIBLE ALUMINUM CHANNEL



ALP 001



IP20 Strip

Strip ✓

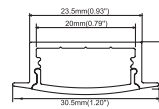
Lead ✓

IP65 Strip

Strip ✓

Lead ✗

ALP 013



IP20 Strip

Strip ✓

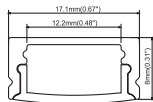
Lead ✓

IP65 Strip

Strip ✓

Lead ✓

ALP 002



IP20 Strip

Strip ✓

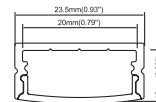
Lead ✓

IP65 Strip

Strip ✓

Lead ✗

ALP 014



IP20 Strip

Strip ✓

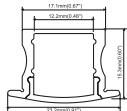
Lead ✓

IP65 Strip

Strip ✓

Lead ✓

ALP 003



IP20 Strip

Strip ✓

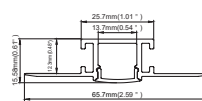
Lead ✓

IP65 Strip

Strip ✓

Lead

ALP 103



IP20 Strip

Strip ✓

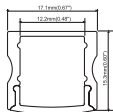
Lead ✓

IP65 Strip

Strip ✓

Lead ✗

ALP 004



IP20 Strip

Strip ✓

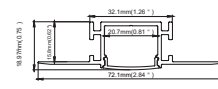
Lead ✓

IP65 Strip

Strip ✓

Lead ✓

ALP 113



IP20 Strip

Strip ✓

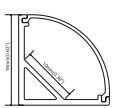
Lead ✓

IP65 Strip

Strip ✓

Lead ✓

ALP 006



IP20 Strip

Strip ✓

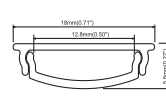
Lead ✓

IP65 Strip

Strip ✓

Lead ✓

ALP 114



IP20 Strip

Strip ✓

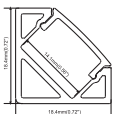
Lead ✓

IP65 Strip

Strip ✓

Lead ✗

ALP 007



IP20 Strip

Strip ✓

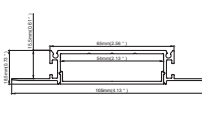
Lead ✓

IP65 Strip

Strip ✓

Lead ✗

ALP 158



IP20 Strip

Strip ✓

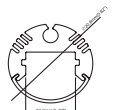
Lead ✓

IP65 Strip

Strip ✓

Lead ✓

ALP 008



IP20 Strip

Strip ✓

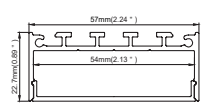
Lead ✓

IP65 Strip

Strip ✓

Lead ✗

ALP 159



IP20 Strip

Strip ✓

Lead ✓

IP65 Strip

Strip ✓

Lead ✓

SCOB SERIES

LED STRIP LIGHT 4.6W/FT

PROJECT:

PREPARED BY:

DATE:

TYPE:



Cautions

SAFETY PRECAUTIONS

Use as directed

This product serves exclusively lighting purposes and may:

- > Only be operated using a suitable driver
- > Only be used in dry condition:
 - not in damp or dirt-endangered rooms.
 - not in areas of high air humidity.
- > Not be exposed to strong mechanical loads or to strong contamination.
- > Only be installed and operated after a condition inspection if the product is dirty or has been moistened through storage
- > Not be modified or converted.

If these points named above are not adhered to, a short circuit or electrical shock may occur!

Installation

The complete installation must be done by an electrical expert or a specialized maintenance team, who is familiar valid directives.

IP20



Do not press the surface of LED



Pay attention to damp-proof and dustproof



Attention: Switch off power of the mains supply or respectively of the connection lead before doing any works.

Use only parts, which are supplied with the product or are described as accessories! Otherwise, the product or the installation might not be sufficiently safe!

Indication for the installer: In case you do not install a completely supply system (with transformer), you are considered a "manufacturer" by the low-voltage directive. In this case you are required to ensure the conformity of the whole system and declare it by attaching the CE-sign.

Installation place

Make sure that the product is mounted on a stable, even and tilt-fixed background. Note the minimum distances in the ceiling.



Attention: Do not cover the product, especially not with insulating materials.

Operation- Information for the user

Operate the product only if it is working correctly. Switch off the product with malfunction immediately and operate it again only after examination by an electrical specialist. This is the case, when:

- > Visible damages appear.
- > The product does not work.
- > Smoke, steam or crackling sounds appear.
- > An overheating is recognizable

Repairs of the product or work on mains voltage-prominent sections may only be carried out by qualified electricians.



Attention: Here exists mortal danger from an electric shock!

How to avoid failure or fire risk

- > Do not cover the product- provide free air circulation!
- > Do not hang or fasten anything on the product, especially no decoration.
- > Never let children play unsupervised with electric products!

Children can not always estimate dangers in dealing with electric energy correctly.

Disconnect the product from power, before you...

- > Clean or maintain the product.
- > Do any works on the product or its components (electric expert).



Attention: Do not place in the environment which includes strong acid and strong base.

LED get vulcanized, LED strip should be installed in the environment where does not has oil and corrosive substances. Such as these substances which contain Sulphur, Bromine, Iodine and Chlorine. Some other chemical element which will cause aromatic hydrocarbons releasing (such as methylbenzene, xylene, methyl acetoacetate ethyl acetate, etc.)