

PREPARED BY:

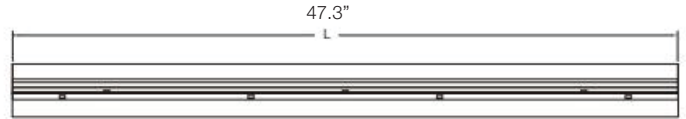
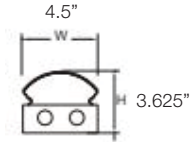
PROJECT:

TYPE:



STAIRCASE FIXTURE

LINEAR SERIES



FEATURES

- Available with emergency battery back up, motion sensor, or a combination of the two.
- Flicker free
- Cold-rolled steel body with white power coating.
- High diffusion light-milky polycarbonate diffuser.
- Suspended or flush mount application.

SPECIFICATIONS

• Input Power	120-277V	• Input Current	0.21A - 0.09A
• Efficacy	110LM/W	• Frequency	60Hz
• THD	<20%	• Lifetime	50,000hrs
• Power Factor	>0.95	• Environment	Damp Location
• Dimming	0-10V / Triac Dimming	• Operation Temperature	-20°C to 50°C
• IP Rate	IP44	• Dimensions	4.53" x 3.58"
• CRI	>80	• Warranty	5 years

ORDERING GUIDE



Model	Length	Wattage	Color Temp.	Lumens	Efficacy	Configuration
LB85190	2 FT	25W	30K/35K/40K	2750lm	110lm/W	(EM) Emergency Battery
LB85170	4 FT	38W	Selecattble	5000lm		(MS) Motion Sensor
						(EMB+MS) Emergency Battery and Motion Sensor
						(Leave blank) No add on

***CONTACT FOR STOCK CONFIGURATIONS**

WARNINGS:

1. Installation and maintenance must be completed by electricians or professionals.
2. Please cut off the power before installation and maintenance.
3. The thermally insulating material is not allowed to cover the fixture.
4. Please keep away from the corrosive substance.

PREPARED BY:

PROJECT:

TYPE:



STAIRCASE FIXTURE

LINEAR SERIES

EMERGENCY BATTERY BACKUP

• Charge Time	24 hours	• Output Power	8W (7-8.5W) Constant Power
• Emergency Time	90 Minutes	• Ambient Operating Temperature	10°C to 50°C
• Charge Current	0-220mA	• Charge Discharge Cycle	1000 full Cycles
• Charge Voltage Limit	7.4V	• RFI/EMI	FCC
• Battery Type	LiFePO4 6.4V 3 2Ah	• Lifetime	50,000 Hours
• Battery Cells Type	LiFePO4 3.2V 3.2Ah IFR26650	• Approvals / Class	UL Listed, Class 2
• Output Voltage Range	DC15-50V	• IP Protections	IP20

Protections

- Input Overcurrent Protection (Fuse)
- Output Overvoltage Protection
- Output Undervoltage Protection
- Output Short Circuit Protection

Test Switch

Emergency conversion Kit will go into emergency mode If test switch is pressed when main supply is on, while it will go into charging mode if test switch is not pressed.

In emergency mode, Press the test switch for 3 seconds to turn off the current emergency state.

LED Indicator

1. When power is on for the first time, start emergency test 0.5s.
2. Red light flashing: during charging, the battery is abnormal.
3. Red light flashing 2S/5S: in emergency, the red light flashing 2S/5S will put out the light and output abnormal protection.
4. Red light: charge full or charge the batter.
5. The red light doesn't come on in the emergency.

FEATURES

- Maintained and Non-maintained Emergency Mode
- Separate Emergency Inverter and Battery
- Extra relay, Control Normal LED Driver.

IMPORTANT SAFETY PRACTICES

Please read carefully and follow all instructions for your own safety.

Important: An un-switched AC power source of 100VAC to 277VAC is required.

This device is designed for use in fixtures listed for dry and damp locations.

- CAUTION: Make sure all electrical connections conform to the National Electrical Code and all applicable local regulations.
- CAUTION: Do not let power supply cords touch hot surfaces
- CAUTION: Do not mount near gas or electric heaters.
- CAUTION: Battery is rechargeable LiFePO4 type and must be recycled or disposed of properly.
- Do not use this emergency driver with accessory equipment other than recommended by manufacturer. Failure to follow this may cause an unsafe condition. Servicing should only be performed by qualified service personnel.
- Do not use this emergency driver for other than intended use. Equipment should be mounted in locations and heights where it will not be readily subjected to tempering by unauthorized personnel.



PREPARED BY:
PROJECT:
TYPE:



STAIRCASE FIXTURE

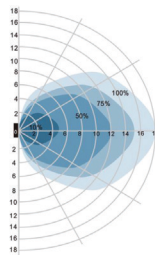
LINEAR SERIES

MOTION SENSOR

- High installation, can support 12m mounting
- 1-10V dimming interface, two-step / three-step dimming function with 1-10V drive
- Infrared remote control design, users can configure each sense parameter according to needs.
- Support high-sensitivity and low-sensitivity mode (for metal ceiling, metal reflective surface installation environment)
- Override function

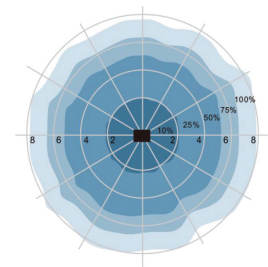
- Max. 8M
- Light Sensor
- Hold Time 10s-30min

Wall mounting pattern (Unit:m)
Suggested installation height: 1-1.8m



- Mounting Height 15m Max
- Cluster Control Version
- Automatic Dimming

Ceiling mounting pattern (Unit:m)
Suggested installation height: 2.5-10m



Input	Operating Voltage	108-305V AC 50/60Hz
	Stand by Power	≤1W
Output	Working Mode	ON/OFF function, 1-10V step dimming
	Type of Load	Inductive or Resistive Load
	Load Capacity	2A@120Vac 3A@277Vac, 3A@220-240Vac
Dimming Interface	1-10V Dimming	1-10Vdimming 20mA Max (Passive 1-10V port)
	Operating Frequency	5.8 GHz +75 MHz, ISM Band
	Transmitting Power	0.5mW Max.
	Hold Time	5S/30S/ 1min/ 3min/ 20min/ 30min 5s/30s/1min/3min/5min/10min/20 min/30 min(remote control)
Sensor Parameter	Stand-by DIM Level	10%(1.4 ± 0.3V)/20%(2.5 + 0.5V)50%(5. ± 1V) (Only DIP Switch)
	Stand-by Period	0S/5S/5min/10min/30min/1h/+∞ 0s/10s/1 min/3min/5min/10min/30min/+∞ (Remote control)
	Detection Area	100%/75%/50%/10% 100%/75%/50%/25% (Remote control)
	Mounting Height	12m Max
	Detecting Angle	150°
Operating Environment	Operating Temperature	-25°C...+60°C
	Storage Temperature	Temperature: -40°C...+80°C Humidity: 10%-95% (non-condensing)